

# *UC San Diego*



*Men's Basketball  
2006-07 Media Guide*



### UCSD QUICK FACTS

#### QUICK FACTS

Location ..... La Jolla, Calif.  
 Founded..... 1960  
 Enrollment..... 25,278  
 Colors..... Blue and Gold  
 Nickname ..... Tritons  
 Affiliation ..... NCAA Division II  
 Conference ..... Calif. Collegiate Athletic Assoc.  
 Home Court..... RIMAC Arena (5,000)  
 Chancellor..... Dr. Marye Anne Fox  
 Athletics Director..... Earl W. Edwards  
 UCSD Athletics Phone..... 858-534-4211  
 UCSD Athletics Fax..... 858-534-8172

#### MEN'S BASKETBALL HISTORY

First Year of Men's Basketball..... 1965-66  
 All-Time Record..... 522-532 (.495)  
 NCAA Appearances..... 4 (0 in D-II)

#### SPORTS INFORMATION

Associate AD/SID..... David Wahlstrom  
 Office Phone..... 858-534-8437  
 Cell Phone..... 858-967-5346  
 E-Mail..... dwahlstrom@ucsd.edu  
 Assistant SID..... Mark Oshidari  
 Office Phone..... 858-534-8451  
 Cell Phone..... 909-518-0759  
 E-Mail..... moshidari@ucsd.edu  
 SID Fax..... 858-534-8475

#### MEN'S BASKETBALL STAFF

Head Coach..... Bill Carr  
 Alma Mater..... San Francisco, '91  
 Record at UCSD (years)..... 26-30 (2)  
 Overall Record (years)..... 110-53 (5)  
 E-Mail..... billcarr@ucsd.edu  
 Assistant Coach (years)..... Eric Olen (2)  
 E-Mail..... eolen@ucsd.edu  
 Men's Basketball Office..... 858-534-8453

#### TEAM INFORMATION

2005-06 Overall Record..... 15-14  
 2005-06 CCAA Record..... 12-8 (T-4th)  
 2005-06 Postseason..... None  
 Letterwinners Returning/Lost..... 8/5  
 Starters Returning/Lost..... 4/1

#### MEDIA SERVICES

UCSD Home Page ..... www.UCSDTritons.com  
 NCAA Basketball..... www.ncaasports.com  
 CCAA..... www.goccaa.org  
 San Diego Union Tribune ..... 619-293-1341  
 ..... sports@uniontrib.com  
 North County Times..... 800-200-1601  
 ..... sports@nctimes.com  
 The UCSD Guardian..... 858-534-3466  
 ..... sports@ucsdguardian.org

### TABLE OF CONTENTS

Head Coach Bill Carr.....	2
Assistant Coaches Eric Olen and Andy Aguinaldo.....	3
2006-07 Roster.....	4
Meet The Tritons.....	5-15
Returners.....	5-12
Redshirts.....	13
Newcomers.....	14-15
2005-06 Spirit Night Photos.....	16-17
2005-06 Results/Statistics.....	18-19
2005-06 CCAA Year in Review.....	20-21
2006-07 Opponents.....	22-23
UCSD Year-by-Year.....	24
NCAA Tournament History.....	24
Record Book/Honors.....	25-33
Top Individual/Team Performances.....	25
All-Time Single Game Leaders.....	26
All-Time Single Season Leaders.....	27
All-Time Career Leaders.....	28
All-Time Division II Leaders.....	29-31
Scoring Clubs.....	32
Ring of Honor.....	33
All-Time Roster.....	34
All-Time Series Records.....	35
Year-By-Year Results.....	36-41
UCSD Athletics.....	42
RIMAC Arena - Home of the Tritons.....	43
Community Outreach.....	44
Strength & Conditioning/Sports Medicine.....	45
This is UC San Diego.....	46
San Diego - America's Finest City.....	47

#### CREDITS

The UC San Diego men's basketball media guide was written, edited and designed by David Wahlstrom, Associate A.D. and Sports Information Director, with help from Mark Oshidari, Assistant SID. Cover design by UCSD Sports Information. Photographs by Jimmy Gekas, Brock Scott, David Wahlstrom, the UCSD Sports Facilities Office and the UCSD Regents Office.





# HEAD COACH BILL CARR

2006-07 UC SAN DIEGO MEN'S BASKETBALL



**Head Coach**  
**Bill Carr**  
**3rd Year at UCSD**  
**26-30 Record**



Bill Carr begins his third season at the helm of the UC San Diego men's basketball program in 2006-07 after guiding the team to its two highest win totals at the Division II level in his first two years. A talented coach and recruiter, Carr has built the UCSD men's basketball program into a contender in the California Collegiate Athletic Association and has set his team's sights on the NCAA West Regional and beyond.

Last season he directed the Tritons to a 15-14 overall record and a 12-8 mark in CCAA play. The 15 wins gave UCSD its first winning season since moving to D-II in 2000-01 and marked the most victories for the program since the 1998-99 squad posted a 20-5 record. The league record was good enough for a fourth place tie in the CCAA, the program's highest ever finish in the ultra-competitive league. In addition to the team accomplishments, the program also had its first-ever First Team All-CCAA selection in redshirt freshman Henry Patteron.

In his first year, Carr guided the Tritons to a 11-16 overall record, eclipsing the previous high mark of nine wins that occurred in the 2003-04 season. The team also finished with a 7-13 mark in CCAA play and had the league's Freshman of the Year in Andrew Hatch.

Prior to coming to UCSD, Carr spent two seasons as the associate head coach at Long Beach State. Prior to arriving on Long Beach State campus, he spent three seasons as the head basketball coach for Spring Hill College in Mobile, AL. Carr has spent the past 14 seasons coaching collegiate men's basketball and brings with him a wealth of experience and knowledge.

A native of Glendale, Calif., Carr accumulated a career mark of 84-23 (.785) at Spring Hill, leading the Badgers to three appearances in the NAIA National Tournament. In 2000 and 2001, Spring Hill advanced to the NAIA "Elite Eight". Spring Hill accumulated a 41-9 league mark in his three seasons and lost back-to-back games only once in 107 games.

In his first season (1999-00) Carr led Spring Hill to a 29-8 mark, a Gulf Coast Athletic Conference (GCAC) championship and a trip to the NAIA Tournament, where it advanced to the final eight. Carr was named the GCAC Coach of the Year that season and was a finalist for the NAIA National Coach of the Year.

Spring Hill finished the season ranked 11th in the country and was one of the top-rated defensive teams in the NAIA that season. The 29 victories set a new school record as did the 16 league wins. In 2000-01, the Badgers were 29-8, finished No. 12 in the country. The 29 victories tied a school record, which he set the year before. In his final season at Spring Hill (01-02) the Badgers finished 26-7, won the GCAC title and advanced to the NAIA Tournament, where they fell in the first round. The Badgers finished the regular season ranked No. 8 in the country and were the top-ranked defensive team in the nation.

Prior to his time in Mobile, Carr spent nine years as an assistant coach at the University of San Francisco. He helped land 10 first team All-West Coast Conference (WCC) standouts to USF, including the 1998 and 2000 WCC Freshmen of the Year. USF advanced to the NCAA Tournament in 1998 after winning the WCC Tournament title.

Carr attended Glendale College before moving on to USF where he lettered two years on the Dons basketball squad (1985-87). A shooting guard, Carr played on the "Back to Basketball" squad of 1985-86, the first season of the program's restart after a three-year hiatus. He would later graduate from USF with a degree in Accounting.

## BILL CARR- BY THE NUMBERS

Overall Coaching Record (Years).....	100-53 (5)
Overall Coaching Win Percentage.....	.654
Record at UCSD (Years).....	26-30 (2)
4-Year College Career Record (Years).....	100-53 (5)
2005-06 (UCSD) .....	15-14
2004-05 (UCSD) .....	11-16
2001-02 (Spring Hill College).....	26-7
2000-01 (Spring Hill College).....	29-8
1999-00 (Spring Hill College).....	29-8

## ALL-TIME UCSD COACHES' RECORDS

Coach	Years	Record	Pct.
Bill Carr .....	2004-06 (2).....	26-30 .....	.464
Greg Lanthier .....	1994-2004.....	111-149 .....	.427
Tom Marshall .....	1983-94.....	185-105 .....	.638
John block .....	1980-83.....	32-46 .....	.410
Ron Carter .....	1979-80.....	17-13 .....	.567
Barry Cunningham .....	'77-79, '74-76, '69-72 .....	81-107 .....	.431
Dick Satterlee.....	1976-77.....	4-24 .....	.143
Bill Reeves .....	1972-74.....	27-25 .....	.519
Neale Stoner.....	1966-69.....	38-32 .....	.543
Jack Shawcroft.....	1965-66.....	1-1 .....	.500
<b>TOTALS.....</b>	<b>1965-2006 (41).....</b>	<b>522-532 .....</b>	<b>.495</b>



# COACHING STAFF / 2006-07 SCHEDULE



## 2006-07 UC SAN DIEGO MEN'S BASKETBALL



**Assistant Coach**

**Eric  
Olen**

**3rd Year at UCSD**

Eric Olen begins his third season at UC San Diego in the capacity of Assistant Men's Basketball Coach. He was promoted to head coach Bill Carr's top assistant prior to the 2005-06 campaign after spending his first season as the team's second assistant in 2004-05. Olen assists with all aspects of the men's basketball program including travel, recruiting, scouting and game planning.

During his tenure at UCSD, Olen has helped build the Tritons into California Collegiate Athletic Association contender. He helped guide UCSD to its first-ever winning season at the NCAA Division II level in 2005-06, as the Tritons posted a 15-14 overall record. UCSD also finished fourth in the highly competitive CCAA with its 12-8 league mark, the first winning league season in program history.

Olen graduated from Spring Hill College in 2004 with a degree in Finance. He played basketball for three seasons under Coach Carr where he helped the Badgers to three-straight appearances in the NAIA National Tournament, including trips to the NAIA "Elite Eight" in 2000 and 2001. During his inaugural season at Spring Hill, Olen was named the Gulf Coast Athletic Conference Freshman of the Year.



**Assistant Coach**

**Andy  
Aguinaldo**

**3rd Year at UCSD**

Andy Aguinaldo begins his third year with the UC San Diego men's basketball program in 2006-07, and his second as an assistant coach. He served as the Director of Basketball Operations during his first year in 2004-05 and was promoted to second assistant coach prior to the start of the 2005-06 campaign.

In his first year as an assistant coach, Aguinaldo helped the UCSD to its best-ever finish in men's basketball at the Division II level with a 15-14 overall record. The Tritons finished in a tie for fourth place in the highly competitive California Collegiate Athletic Association, posting the program's first-ever winning season in league play with a 12-8 mark.

Aguinaldo graduated from the University of LaVerne in 1992 with a BS in Business Management. He would later go on to earn a Master's degree in Sports Management from the United States Sports Academy in 2001. His basketball background extends back to his high school playing days at Santa Maria High School where he helped his team to the Northern League Championship. He would go on to become an assistant coach at his alma mater in 1994.

### 2006-07 UCSD MEN'S BASKETBALL SCHEDULE

DATE	DAY	OPPONENT	LOCATION	TIME
Nov. 1	Wednesday	UC Santa Barbara (Exhibition)	Santa Barbara	7:00 PM
Nov. 13	Monday	University of San Diego (Exhibition)	San Diego	7:00 PM
Nov. 15	Wednesday	San Diego State	San Diego	7:00 PM
Nov. 20	Monday	Grand Canyon	Phoenix	7:00 PM
Nov. 24	Friday	Seattle Pacific	Las Vegas	4:00 PM
Nov. 25	Saturday	Montevallo	Las Vegas	2:00 PM
Dec. 1	Friday	*Chico State	UC San Diego	7:30 PM
Dec. 2	Saturday	*Cal State Stanislaus	UC San Diego	7:30 PM
Dec. 10	Sunday	Hawaii Pacific	UC San Diego	12:00 PM
Dec. 20	Wednesday	*Cal State Dominguez Hills	Carson	7:30 PM
Jan. 4	Thursday	*Humboldt State	Arcata	7:30 PM
Jan. 6	Saturday	*Sonoma State	Sonoma	7:30 PM
Jan. 12	Friday	*Cal State L.A.	Los Angeles	7:30 PM
Jan. 13	Saturday	*Cal State Bakersfield	Bakersfield	7:30 PM
Jan. 19	Friday	*Cal State San Bernardino	UC San Diego	7:30 PM
Jan. 20	Saturday	*Cal Poly Pomona	UC San Diego	7:30 PM
Jan. 26	Friday	*San Francisco State	San Francisco	7:30 PM
Jan. 27	Saturday	*Cal State Monterey Bay	Monterey	7:30 PM
Feb. 2	Friday	*Cal State Stanislaus	Turlock	7:30 PM
Feb. 3	Saturday	*Chico State	Chico	7:30 PM
Feb. 6	Tuesday	*Cal State Dominguez Hills	UC San Diego	7:30 PM
Feb. 9	Friday	*Sonoma State	UC San Diego	7:30 PM
Feb. 10	Saturday	*Humboldt State	UC San Diego	7:30 PM
Feb. 16	Friday	*Cal State Bakersfield	UC San Diego	7:30 PM
Feb. 17	Saturday	*Cal State L.A.	UC San Diego	7:30 PM
Feb. 23	Friday	*Cal Poly Pomona	Pomona	7:30 PM
Feb. 24	Saturday	*Cal State San Bernardino	San Bernardino	7:30 PM
Mar. 2	Friday	*Cal State Monterey Bay	UC San Diego	7:30 PM
Mar. 3	Saturday	*San Francisco State	UC San Diego	7:30 PM
Mar. 10-13	Sat. - Tue.	NCAA Division II West Regionals	TBD	TBD
Mar. 21-22, 24	Wed.-Thu., Sat.	NCAA Division II Elite Eight	Springfield, Mass	TBD

\*California Collegiate Athletic Association Games

Home games are in **BOLD** and played in RIMAC Arena





<i>No.</i>	<i>Name</i>	<i>POSITION</i>	<i>HEIGHT</i>	<i>WEIGHT</i>	<i>YEAR</i>	<i>Hometown/Previous School</i>
10	Jordan Lawley	G	6-4	185	FR	Lodi, Calif./Tokay HS
11	Kelvin Kim	G	5-10	170	SO	Lake Forest, Calif./UCLA
12	Evan Demkiw	G/F	6-4	185	SR	Carlsbad, Calif./Univ. of Redlands
14	Andrew Hatch	G	6-2	180	JR	Chino Hills, Calif./Ayala HS
20	Alan Husted	G	6-1	180	SO	Canyon Country, Calif./Valencia HS
21	Darryl Lawlor	G/F	6-5	215	SO	Yorba Linda, Calif./Esperanza HS
22	Daniel Trautman	G/F	6-6	210	RS-FR	Redwood City, Calif./Menlo-Atherton HS
23	Casey Ryan	G	6-4	185	FR	Jackson, Calif./Argonaut HS
24	Shane Poppen	G	6-4	205	SO	Thousand Oaks, Calif./Thousand Oaks HS
30	Tyler Acevedo	G	6-0	175	RS-FR	Agoura Hills, Calif./Moorpark College
32	Clint Allard	G	6-1	180	JR	San Jose, Calif./Archbishop Mitty HS
33	Jon Ward	G/F	6-5	210	JR	Phoenix, Ariz./Marshall University
34	Andrew Browning	F	6-7	200	FR	El Dorado Hills, Calif./Oak Ridge HS
35	Henry Patterson	F	6-5	220	SO	Oxnard, Calif./Oxnard HS
42	Brett Stuckey	G	6-6	215	JR	Olympia, Wash./ South Puget Sound CC
44	Robby Peters	G	6-3	195	SR	San Mateo, Calif./Hillsdale HS
52	A.J. Maulhardt	C	6-8	235	SO	Ojai, Calif./Nordoff HS

**Head Coach:** *Bill Carr (USF '91), 3rd Year (26-30 at UCSD, 100-53 all-time in 5 years at 4-year institutions)*

**Assistant Coaches:** *Eric Olen, Andy Aguinaldo*

# 2006-07 PLAYER PROFILES - RETURNERS



## 2006-07 UC SAN DIEGO MEN'S BASKETBALL



**#12**

**Evan Demkiw**

**G/F • 6-4 • 185 • Senior**  
**Carlsbad, Calif./Univ. of Redlands**



**AS A JUNIOR IN 2005-06:** Played in 27 of the team's 29 contests... started the season opener against Cal Poly, scoring two points in twelve minutes to begin his UCSD career... made all three of his field goals attempts for seven points, while also picking up two rebounds and an assist at Point Loma Nazarene on December 13... grabbed a season-high four rebounds on the road against the University of Hawaii-Hilo on December 21... scored a season-high eight points and dished out four assists, playing a season-high 29 minutes during a January 6 home game against Cal State Stanislaus... tied his season-high four assists at Cal State San Bernardino on January 11... had six points and two assists against Cal State Bakersfield at home on February 4... had five points, five rebounds and two assists in 21 minutes of action during the victory over Cal State Monterey Bay at home on February 17.

**PREVIOUS COLLEGE:** Transfers to UCSD after spending two years at the University of Redlands in Redlands, Calif., where he played basketball for coach Gary Smith... was an honor student while at Redlands... earned the Bulldog Award... led team in rebounds, steals and blocked shots.

**HIGH SCHOOL:** A 2002 graduate of La Costa Canyon High School in Carlsbad, Calif... played hoops for coach Dave Cassaw... helped team to the CIF Southern Section semifinals... was a team captain... earned first team All-Avocado League honors... also earned first team All-CIF honors... scored a career-high of 28 points... was an honor student and earned first team All-Academic honors from the Avocado League.

**PERSONAL:** Born July 8, 1983 in La Jolla... mother is Lonnie Seykota... is a Communications major at Muir College... enjoys traveling in his spare time.


### ***EVAN DEMKIW - CAREER HIGHS***

Points ..... 8, vs. CSU Stanislaus on 1/6/06  
 Field Goals ..... 3, at Point Loma Nazarene on 12/13/05  
 Field Goal % ..... 1.000, 3-3 at Point Loma on 12/13/05  
 Field Goal Att..... 4, vs. CSU Bakersfield on 2/4/06  
 3-Point Field Goals ..... 1, at CSU Stanislaus on 2/11/06  
 3-Point Field Goal % ..... 1.000, 1-1 at CSUS on 2/11/06  
 3-Point Field Goal Att..... 1, at CSU Stanislaus on 2/11/06  
 Free Throws ..... 6, vs. CSU Stanislaus on 1/6/06  
 Free Throw % ..... 1.000, 3-3 vs. CSUMB on 2/17/06  
 Free Throw Att..... 10, vs. CSU Stanislaus on 1/6/06  
 Total Rebounds ..... 5, vs. CSUMB on 2/17/06  
 Offensive Rebounds..... 3, vs. CSUMB on 2/17/06  
 Defensive Rebounds ..... 4, at Hawaii-Hilo on 12/21/05  
 Assists ..... 4, at CSUSB on 1/11/06  
 Blocked Shots ..... 1, at Chico State on 2/10/06  
 Steals ..... 2, vs. Sonoma State on 3/4/06  
 Minutes ..... 29, vs. CSU Stanislaus on 1/6/06

### **DEMKIW'S CAREER STATS AT UCSD:**

Year	OVERALL			3-POINT			REBOUNDING																		
	GP	GS	Min	Avg	FG	FGA	Pct	FG	FGA	Pct	FT	FTA	Pct	Off	Def	Tot	Avg	PF	FO	Ast	TO	Blk	Stl	Pts	Avg
2005-06	27	1	346	12.8	26	46	.565	4	13	.308	20	28	.714	12	26	38	1.4	26	0	39	32	2	4	76	2.8





# #14 Andrew Hatch

**G • 6-2 • 180 • Junior**  
**Chino Hills, Calif./Ayala HS**

**AS A SOPHOMORE IN 2005-06:** Started 18 of the 24 games he played in... scored 10 points on 5-for-10 shooting in 30 minutes of play during the November 18 season opener at Cal Poly... grabbed a season-high six rebounds while adding five assists and five points at Grand Canyon on November 25... dropped a season-high 12 points and dished out a career-high seven assists while also picking up three steals in his return to the starting line-up during a January 20 win against Cal State Dominguez Hills... converted all five of his field goal attempts for 10 points as part of the 66-51 Spirit Night win over Cal State L.A. on February 3... tied his season-high with six rebounds and added five points, two assists, and one steal against Cal State Bakersfield on February 4... scored eight points and dished out three assists in three of the final seven contests of the 2005-06 season.

**AS A FRESHMAN IN 2004-05:** Started all of the 27 games he appeared in as a rookie... earned CCAA Freshman of the Year honors after posting per game averages of 8.4 points, 3.1 rebounds and 2.4 assists... averaged a team-leading 29.2 minutes per game... played 38 of a possible 40 minutes on two separate occasions as a rookie, notching career-highs in points on both nights... scored in double-digits on nine occasions... posted a career-high of 17 points on two separate occasions... had 17 points and four assists in the six point loss at Cal State Monterey Bay on February 19... poured in 17 points with two assists in the 74-72 victory over Cal State Dominguez Hills at home on February 26... scored 15 points that included a three-point play on a layup and free throw with 18 seconds remaining on the clock that gave the Tritons a narrow 59-57 win over Cal State L.A. at home on December 4... had 16 points, six rebounds and three assists in the 71-68 win over Cal State Stanislaus at home on February 12... had 13 points and a career-high nine rebounds in the 71-70 win in overtime at CSUS on January 7... had nine points, five rebounds and a career-high six assists in the 61-58 win over San Francisco State at home on January 29.

**HIGH SCHOOL:** A 2004 graduate of Ayala High School in Chino Hills, Calif... played basketball for coaches Tom Gregory and Ken Quinn... member of the All-CIF team in 2004... a two-time first team All-Inland Empire selection... a McDonalds All-American Team nominee in 2004... member of the Bulldog Hall of Fame for Athletic Scholars for the class of 2004... was the senior class Vice President in 2003-04.

**PERSONAL:** Born November 14, 1986 in Austin, Texas... parents are Ollie and Trish Hatch... has an older sister named Arisha... is an Economics major in Muir College... enjoys hanging out with friends in his spare time.



### ANDREW HATCH - CAREER HIGHS

Points ..... 17, at CSU Dominguez Hills on 2/26/05  
 Field Goals ..... 7, twice, last at CSUMB on 2/19/05  
 Field Goal % ..... 1.000, 5-5 vs. CSU Stanislaus on 2/12/05  
 Field Goal Att..... 11, vs. CSU Dom. Hills on 2/26/05  
 3-Pt. Field Goals ..... 2, vs. CSU Dom. Hills on 1/20/06  
 3-Point % ..... 1.000, three times, last vs. CSUB on 2/4/06  
 3-Point Attempts ..... 5, vs. CSU Dom. Hills on 1/20/06  
 Free Throws ..... 7, vs. Chapman on 11/29/04  
 Free Throw % ..... .875, 7-8 vs. Cal State L.A. on 10/4/04  
 Free Throw Att..... 10, vs. Chapman on 11/29/04  
 Total Rebounds ..... 9, at CSU Stanislaus on 1/7/05  
 Offensive Rebounds... 3, twice, last at CSUMB on 1/14/06  
 Defensive Rebounds ..... 7, at CSU Stanislaus on 1/7/05  
 Assists ..... 7, vs. CSU Dominguez Hills on 1/20/06  
 Blocked Shots ..... 2, vs. Chapman on 11/29/04  
 Steals ..... 3, four times, last vs. Sonoma State on 3/4/06  
 Minutes ..... 40, at CSU Dominguez Hills on 2/25/06


### HATCH'S CAREER STATS AT UCSD:

Year	GP	GS	Min	Avg	OVERALL			3-POINT			REBOUNDING														
					FG	FGA	Pct	FG	FGA	Pct	FT	FTA	Pct	Off	Def	Tot	Avg	PF	FO	Ast	TO	Blk	Stl	Pts	Avg
2004-05	27	26	788	29.2	82	179	.458	9	31	.290	55	83	.663	17	67	84	3.1	65	0	64	69	3	19	228	8.4
2005-06	24	18	637	26.5	59	124	.476	8	25	.320	8	28	.286	13	67	80	3.3	60	0	56	31	3	22	134	5.6
<b>TOTAL</b>	<b>51</b>	<b>44</b>	<b>1425</b>	<b>27.9</b>	<b>141</b>	<b>303</b>	<b>.465</b>	<b>17</b>	<b>56</b>	<b>.304</b>	<b>63</b>	<b>111</b>	<b>.568</b>	<b>30</b>	<b>134</b>	<b>164</b>	<b>3.2</b>	<b>125</b>	<b>0</b>	<b>120</b>	<b>100</b>	<b>6</b>	<b>41</b>	<b>362</b>	<b>7.1</b>

# 2006-07 PLAYER PROFILES - RETURNERS



## 2006-07 UC SAN DIEGO MEN'S BASKETBALL



#21

**Darryl Lawlor**

**G/F • 6-5 • 215 • Sophomore  
Yorba Linda, Calif./Esperanza HS**

**AS A FRESHMAN IN 2005-06:** Started 9 of the 29 games he appeared in during his rookie campaign... scored 14 points and grabbed two rebounds with one steal and one assist during his regular season debut at Cal Poly on November 18... set a career-high with 16 points against Cal State L.A. on December 3, shooting 71.4% from the field, including 2-for-2 from three-point range and 4-for-4 from the free-throw line... had 14 points, three rebounds, and one block during a December 17 road game against the University of Hawaii-Hilo... helped UCSD win their home opener against Grand Canyon University on January 3 with 15 points, four rebounds, and three assists in a season-high 30 minutes of play... converted all seven of his free-throw attempts, scoring nine points and grabbing four rebounds during an 83-79 overtime win against Cal Poly Pomona on January 21... dished-out a career-high four assists and scored 14 points against San Francisco State on January 28... pulled down a career-high seven rebounds while dropping 10 points in the win at home over San Francisco State on March 3.

**HIGH SCHOOL:** A 2005 graduate of Esperanza High School in Anaheim, Calif... played basketball for head coach Jason Pietsch... also lettered in volleyball... helped team to a 20-10 record and a second-round appearance in the CIF playoffs as a senior... was named team MVP and first team All-Sunset League as a senior... averaged 14.6 points, 6.7 rebounds and 2.1 assists in '04-05... shot 41% from behind the 3-point arc and 55% from the floor... was a Collegiate Scholars program member and an AP Scholar with his 4.0 GPA.

**PERSONAL:** Born October 21, 1986 in Torrance, Calif... parents are Mark and Carole Lawlor... has one older sister named Dyanne... father attended Cal Poly Pomona while mother went to Cal State Northridge... is a Human Biology major at Warren College... enjoys volleyball, listening to music and going to the beach in his spare time.



### DARRYL LAWLOR - CAREER HIGHS

Points ..... 16, at Cal State L.A. on 12/3/05  
 Field Goals ..... 6, vs. Grand Canyon on 1/3/06  
 Field Goal % ..... .833, 5-6 at Cal Poly SLO on 11/18/05  
 Field Goal Att..... 10, at Hawaii-Hilo on 12/21/05  
 3-Pt. Field Goals ..... 4, at Hawaii-Hilo on 12/21/05  
 3-Point % ..... 1.000, 2-2 vs. Grand Canyon on 1/3/06  
 3-Point Attempts ..... 7, at Hawaii-Hilo on 12/21/05  
 Free Throws ..... 7, vs. Cal Poly Pomona on 1/21/06  
 Free Throw % ..... 1.000, 7-7 vs. Cal Poly Pomona on 1/21/06  
 Free Throw Att..... 7, vs. Cal Poly Pomona on 1/21/06  
 Total Rebounds ..... 7, vs. San Francisco State on 3/3/06  
 Offensive Rebounds..... 4, vs. CSUDH on 1/20/06  
 Defensive Rebounds ..... 5, vs. San Fran. State on 3/3/06  
 Assists ..... 4, at San Francisco State on 1/28/06  
 Blocked Shots ..... 2, vs. Cal State L.A. on 2/3/06  
 Steals ..... 2, vs. San Francisco State on 3/3/06  
 Minutes ..... 30, vs. Grand Canyon on 1/30/06

### LAWLOR'S CAREER STATS AT UCSD:

Year	OVERALL			3-POINT			REBOUNDING																		
	GP	GS	Min	Avg	FG	FGA	Pct	FG	FGA	Pct	FT	FTA	Pct	Off	Def	Tot	Avg	PF	FO	Ast	TO	Blk	Stl	Pts	Avg
2005-06	27	3	387	14.3	60	152	.395	21	56	.375	34	52	.654	17	36	53	2.0	50	2	20	33	7	14	175	6.5







# 2006-07 PLAYER PROFILES - RETURNERS

## 2006-07 UC SAN DIEGO MEN'S BASKETBALL



#24

**Shane Poppen**

**Guard • 6-4 • 205 • Sophomore  
Thousand Oaks, Calif./Thousand Oaks HS**

**AS A FRESHMAN IN 2005-06:** Started 12 of the 29 games he played in during his rookie season... scored nine points and added two assists in his first regular season game for the Tritons at Cal Poly on November 18... notched career-highs with 15 points and six rebounds at the University of Hawaii on December 17... scored double-digits during back-to-back games, with 10 points and four rebounds against Cal State Stanislaus on January 6 and 12 points, two rebounds, and one block during the 61-41 win against Chico State on January 7... scored 10 points while shooting 4-for-4 from the field during UCSD's overtime win against Cal Poly Pomona on January 21... tied his career-high with 15 points in a season-high 30 minutes of action at Chapman on January 31... grabbed six rebounds and scored nine points during the Spirit Night win against Cal State L.A. on February 3... set a new career-high in scoring with 16 points with five rebounds in the win over San Francisco State at home on March 3.

**HIGH SCHOOL:** A 2005 graduate of Thousand Oaks High School... played basketball for head coach Richard Endres... helped team to an 18-10 record as a senior, advancing to the second round of the CIF playoffs.. team won the Miramonte League Championship as a junior... was a first team All-Maramonte League selection and a first team All-Ventura Country honoree... was the MVP of the Ventura County All-Star Game... scored 30 points and grabbed 11 boards in the first round of the CIF Playoffs as a senior... scored 32 points and notched seven rebounds in the overtime championship victory of the Arroyo Grande Tournament... was a four-year member of the TOHS Honor Roll... was a member of the video club and a church volunteer.

**PERSONAL:** Born May 9, 1987 in Thousand Oaks... parents are Vince and Joell Poppen... both parents attended Moorpark College... has one younger brother named Jake... is an Economics major at Roosevelt College... aspires to become a businessman, specializing in real estate... enjoys playing all sports including ping pong, tennis and baseball, and being with family and friends in his spare time.



### SHANE POPPEN - CAREER HIGHS

Points ..... 16, vs. San Francisco State on 3/3/06  
 Field Goals ..... 7, at Hawaii-Hilo on 12/17/05  
 Field Goal % .. 1.000, 4-4 vs. Cal Poly Pomona on 1/21/06  
 Field Goal Att..... 14, at Hawaii-Hilo on 12/17/05  
 3-Pt. Field Goals ..... 2, vs. CSUMB on 2/17/06  
 3-Point % ..... 1.000, 2-2 vs. CSUMB on 2/17/06  
 3-Point Attempts ..... 5, at Pomona-Pitzer on 11/22/05  
 Free Throws ..... 8, vs. San Francisco State on 3/3/06  
 Free Throw % ..... 1.000, 6-6 at Chapman on 1/31/06  
 Free Throw Att..... 10, vs. San Francisco State on 3/3/06  
 Total Rebounds ..... 7, at CSU Stanislaus on 2/11/06  
 Offensive Rebounds..... 5, at CSU Stanislaus on 2/11/06  
 Defensive Rebounds ..... 5, at San Francisco State on 1/28/06  
 Assists ..... 2, five times, last at CSU Stanislaus on 2/11/06  
 Blocked Shots ..... 1, vs. Cal State L.A. on 2/3/06  
 Steals ..... 2, vs. CSU San Bernardino on 2/15/06  
 Minutes ..... 30, at Chapman on 1/31/06

### POP PEN'S CAREER STATS AT UCSD:

Year	GP	GS	Min	Avg	OVERALL			3-POINT			REBOUNDING														
					FG	FGA	Pct	FG	FGA	Pct	FT	FTA	Pct	Off	Def	Tot	Avg	PF	FO	Ast	TO	Blk	Stl	Pts	Avg
2005-06	29	12	564	19.4	78	177	.441	15	51	.294	52	67	.776	30	51	81	2.8	81	2	21	35	3	9	223	7.7



# 2006-07 PLAYER PROFILES - RETURNERS



## 2006-07 UC SAN DIEGO MEN'S BASKETBALL



**#32**  
**Clint Allard**  
 Guard • 6-1 • 180 • Junior  
 San Jose, Calif./Archbishop Mitty HS



**AS A SOPHOMORE IN 2005-06:** Started 27 of the team's 29 contests... scored a game-high 18 points and had six assists during UCSD's first win of the season at Pomona-Pitzer on November 22... notched 17 points, three rebounds, and three assists at Point Loma Nazarene on December 17, shooting 5-for-10 from the field, 3-for-4 from long distance, and 4-for-4 from the free throw line... averaged 11.7 points per game during the Coconut Coast Classic, scoring 16 points with seven assists against the University of Hawaii-Hilo on December 17 and following that with 14 points and six rebounds in a win against Montreat on December 19... set new career-highs while falling just short of a double-double with 28 points and nine rebounds leading UCSD to a win in their home opener against Grand Canyon on January 3... fell just short of a double-double again when grabbing a career-high nine rebounds and scoring 13 points, including the final five of the game, securing a road victory for the Tritons against Cal State Monterey Bay on January 14... scored 19 points while dishing out five assists and collecting four rebounds during an overtime victory against Cal Poly Pomona on January 21... scored the last two points and secured the final rebound of the game in an 81-77 UCSD victory at Cal State Stanislaus on February 11... had two streaks of three games with double-digit points and a six game-streak of scoring at least nine points.

**AS A FRESHMAN IN 2004-05:** Started 18 of the 26 games he appeared in as a rookie... led the team in scoring with his 9.3 per game average... grabbed 2.5 rebounds, dished out 2.2 assists and notched 1.3 steals per game... had 12 double-digit scoring nights... led the team in 3-point shooting percentage, making 27-of-64 for a 42.2% mark... shot 79.7% from the charity stripe, making 51-of-64 attempts... averaged 26.6 minutes per game, the second highest total on the team... posted a career-high 18 points in the 55-50 win at Cal State L.A. on February 4... had 16 points in the home loss to Chico State on February 11.

**HIGH SCHOOL:** A 2003 graduate of Archbishop Mitty High School in San Jose, Calif... played basketball for coaches Brian Eagleson, Neil Phillips and Matt Hanigen... helped team to CCS Championship in addition to a league title and San Ramon Valley Tournament Championship... named to the San Ramon Valley Tournament and Half Moon Bay Tournament All-Tournament teams... earned all-league honors and third team All-CCS accolades... set school record of 11 assists in game against Campolindo High School.

**PERSONAL:** Born August 12, 1985 in Santa Maria, Calif... parents are Leon and Dawn Allard... has a younger brother named Clark... is a Electrical Engineering major in Revelle College... enjoys golfing and going to the beach in his spare time.

### CLINT ALLARD - CAREER HIGHS

Points ..... 28, vs. Grand Canyon on 1/3/06  
 Field Goals ..... 9, vs. Grand Canyon on 1/3/06  
 Field Goal % ..... 1.000, 2-2 vs. Chico State on 1/7/06  
 Field Goal Att..... 14, vs. Grand Canyon on 1/3/06  
 3-Pt. Field Goals ..... 4, vs. CSUDH on 2/26/05  
 3-Point % ..... 1.000, 1-1 at CSUDH on 2/25/06  
 3-Point Attempts ..... 7, four times, last at SFSU on 1/28/06  
 Free Throws ..... 10, at CSUDH on 2/25/06  
 Free Throw % ..... 1.000, 7-7 at Cal State L.A. on 2/4/05  
 Free Throw Att..... 13, vs. Grand Canyon on 1/3/06  
 Total Rebounds ..... 9, at CSU Monterey Bay on 1/14/06  
 Offensive Rebounds ..... 2, vs. Grand Canyon on 1/3/06  
 Defensive Rebounds ..... 8, at CSU Monterey Bay on 1/14/06  
 Assists ..... 9, vs. Grand Canyon on 1/3/06  
 Blocked Shots ..... 2, vs. Chico State on 1/7/06  
 Steals ..... 4, at Cal State L.A. on 2/4/05  
 Minutes ..... 43, vs. Cal Poly Pomona on 1/21/06

### ALLARD'S CAREER STATS AT UCSD:


Year	OVERALL			3-POINT			REBOUNDING																		
	GP	GS	Min	Avg	FG	FGA	Pct	FG	FGA	Pct	FT	FTA	Pct	Off	Def	Tot	Avg	PF	FO	Ast	TO	Blk	Stl	Pts	Avg
2004-05	26	18	691	26.6	82	174	.471	27	64	.422	51	64	.797	10	54	64	2.5	53	0	56	47	2	33	242	9.3
2005-06	29	29	896	30.9	86	206	.417	27	74	.365	100	127	.787	9	94	103	3.6	60	1	119	69	4	26	299	10.3
<b>TOTAL</b>	<b>55</b>	<b>47</b>	<b>1587</b>	<b>28.9</b>	<b>168</b>	<b>380</b>	<b>.442</b>	<b>54</b>	<b>138</b>	<b>.391</b>	<b>151</b>	<b>191</b>	<b>.791</b>	<b>19</b>	<b>148</b>	<b>167</b>	<b>3.0</b>	<b>113</b>	<b>1</b>	<b>175</b>	<b>116</b>	<b>6</b>	<b>59</b>	<b>541</b>	<b>9.8</b>





# 2006-07 PLAYER PROFILES - RETURNERS

## 2006-07 UC SAN DIEGO MEN'S BASKETBALL



# #35


## Henry Patterson

**Forward • 6-5 • 220 • Sophomore  
Oxnard, Calif./Oxnard HS**

**AS A FRESHMAN IN 2005-06:** Started 27 of the 29 games he played in during his rookie campaign... became the first UCSD men's basketball player to earn All-CCAA First or Second Team honors with his First Team selection in 2005-06... converted all three of his field goal attempts during his regular-season debut at Cal Poly on November 18... scored a game-high 19 points and grabbed six rebounds at Grand Canyon University on November 25, making nine of ten shots from the field... helped team to overtime win during home opener against Grand Canyon, scoring 17 points, with three rebounds, two steals, and an assist on January 3... had 18 points, seven rebounds, and two steals in 26 minutes at home against Cal State Stanislaus on January 6... compiled a great overall game at home against Cal State Dominguez Hills on January 20 with 19 points, six rebounds, and career-highs of five steals and four assists... made three clutch free-throws during January 21 overtime win against Cal Poly Pomona, playing a season-high 38 minutes while scoring 16 points and grabbing a career-high nine rebounds, falling just short of a double-double... scored 20 points in 21 minutes of play at Sonoma State on January 27... scored 13 points and added four steals in road victory against San Francisco State on January 28, going 5-for-6 from the field and 3-for-3 from the free-throw line... set a career-high with 22 points while grabbing three rebounds and dishing out an assist during Spirit Night win over Cal State L.A. on February 3... had back-to-back 20 point games, with 20 points and six rebounds on the road against Cal State Stanislaus on February 15, followed by 21 points and six rebounds during a home victory against Cal State San Bernardino on February 15... had 18 double-digit scoring nights... shot over 50% from the field 21 times during the season... finished second in the CCAA and in the topo-30 nationally in field goal percentage.

**HIGH SCHOOL:** A 2004 graduate of Oxnard High School in Oxnard, Calif... played basketball for head coach Henry Lobo... helped team to a 28-2 overall record and the Pacific View League Championship as a senior... was named Pacific View League MVP, Ventura County Player of the Year and first team All-CIF as a senior... was actively involved with the California Coastal Trash Pick Up organization... was a Food Share and Strawberry Festival volunteer.

**PERSONAL:** Born June 4, 1986 in Oxnard, Calif... parents are Henry and Betty Patterson... has two siblings named Jacques and Shawn... is a Political Science major at Revelle College... aspires to attend Law School following graduation from UCSD... enjoys writing, watching movies and listening to music in his spare time.



### HENRY PATTERSON - CAREER HIGHS

Points .....24, vs. CSU Monterey Bay on 2/17/06  
 Field Goals ..... 9, three times, last vs. CSUMB on 2/17/06  
 Field Goal % ..... .900, 9-10 at Grand Canyon on 11/25/05  
 Field Goal Att.....17, vs. CSU Monterey Bay on 2/17/06  
 3-Pt. Field Goals ..... 0  
 3-Point % ..... 0  
 3-Point Attempts ..... 0  
 Free Throws ..... 8, vs. Cal Poly Pomona on 1/21/06  
 Free Throw % ... 1.000, 7-7 at CSU Dom. Hills on 2/25/06  
 Free Throw Att..... 12, vs. Cal Poly Pomona on 1/21/06  
 Total Rebounds ..... 9, vs. Cal Poly Pomona on 1/21/06  
 Offensive Rebounds.... 5, vs. Cal Poly Pomona on 1/21/06  
 Defensive Rebounds .....5, vs. CSUSB on 2/15/06  
 Assists ..... 4, vs. CSU Dominguez Hills on 1/20/06  
 Blocked Shots .... 1, four times, last vs. Sonoma St. on 3/4/06  
 Steals ..... 5, vs. CSU Dominguez Hills on 1/20/06  
 Minutes ..... 38, vs. Cal Poly Pomona on 1/21/06

### PATTERSON'S CAREER STATS AT UCSD:

Year	GP	GS	Min	Avg	OVERALL			3-POINT			REBOUNDING							PF	FO	Ast	TO	Blk	Stl	Pts	Avg
					FG	FGA	Pct	FG	FGA	Pct	FT	FTA	Pct	Off	Def	Tot	Avg								
2005-06	29	27	665	22.9	136	234	.581	0	0	.000	79	129	.612	47	44	91	3.1	73	4	17	31	4	36	351	12.1



# 2006-07 PLAYER PROFILES - RETURNERS



## 2006-07 UC SAN DIEGO MEN'S BASKETBALL



#44

**Robby Peters**

**Guard • 6-3 • 195 • Senior  
San Mateo, Calif./Hillsdale HS**

**AS A JUNIOR IN 2005-06:** Started 18 games for Tritons in third year on the team... had a season-high five rebounds, while also scoring eight points and dishing out three assists against Grand Canyon on November 25... dished out a career-high five assists, grabbed five rebounds, and had one steal at Point Loma Nazarene on December 13... raised his career-high to 19 points while playing a season-high 34 minutes during a win against Montreat College on December 19, shooting 7-for-11 from the field, 5-for-9 from long distance, and grabbing four rebounds... scored 16 points with three assists during a 67-62 road victory over Cal State Monterey Bay on January 14, assisting on the decisive three-pointer in the final minute... scored 15 points on five three-pointers in a win against Cal State Dominguez Hills on January 20... scored 13 points including five in the final two minutes to send the game into overtime, and a three-pointer in overtime to help the Tritons to the 83-79 win... notched a new career-high with 27 points while converting eight three-pointers, the second most in UCSD history, and picking up three steals during the 70-56 win over Chico State on February 10.

**AS A SOPHOMORE IN 2004-05:** Was the sixth-man during second year in Triton uniform... appeared in all 27 contests... was the fourth leading scorer on the team with her 221 points and 8.2 per game average... grabbed 2.2 rebounds per game and dished out just under one assist per contest... scored in double-digits on 10 different occasions... scored a new career-high of 15 points in the loss at San Francisco State on March 4... poured in 14 points on 4-for-6 shooting from long distance in the 59-56 win over Chapman University on November 29... added 14 points in the thrilling 74-72 victory over Cal State Dominguez Hills on February 26... grabbed a season-high five rebounds in the loss at home to Cal Poly Pomona on February 25... made 39% of his shots from behind the arc, going 60-for-154 on the season... led the team in both 3-pointers made and 3-pointers attempted... finished fifth in the CCAA in 3-pointers made.

**AS A FRESHMAN IN 2003-04:** Played in 27 games as a rookie, making one start... averaged 5.6 points, 2.0 rebounds and 1.1 assists per game... scored a career-high 14 points at Grand Canyon on December 4... added 12 points in back-to-back home games against Grand Canyon and Seattle Pacific on December 13 and 16, respectively... grabbed a career-high six rebound on two separate occasions, the first coming at home against GCU on December 13, the second came at Cal State Dominguez Hills on January 3... went 47-for-124 from behind the three-point line... was 4-for-17 from inside the three point arc.

**HIGH SCHOOL:** A 2003 graduate of Hillsdale High School in San Mateo, Calif... played basketball for coaches Bill Wilkin, Randy Matherny, and Steve Baccei... member of the 2002 PAL Championship and 2002 CCS Final Four squads... awarded PAL Player of the Year and first team All-County in both 2002 and 2003... was a member of the Service Commission, the Christian Club and church youth groups in high school.

**PERSONAL:** Born August 2, 1985 in Palo Alto, Calif... parents are William and Ellen Peters... has a younger sister named Jessica... is an undeclared major in Revelle College... he enjoys listening to music, hanging out with friends and going to church in his spare time.



### ROBBY PETERS - CAREER HIGHS

Points ..... 27, at Chico State on 2/10/06  
 Field Goals ..... 9, at Chico State on 2/10/06  
 Field Goal % ..... .714, 5-7 vs. Chico State on 2/20/04  
 Field Goal Att..... 13, at Chico State on 2/10/06  
 3-Pt. Field Goals ..... 8, at Chico State on 2/10/06  
 3-Point % ..... .727, 8-11 at Chico State on 2/10/06  
 3-Point Attempts ..... 11, at Chico State on 2/10/06  
 Free Throws ..... 4, vs. Grand Canyon on 1/25/05  
 Free Throw % ..... 1.000, 4-4 vs. Grand Canyon on 1/25/05  
 Free Throw Att..... 4, vs. Grand Canyon on 1/25/05  
 Total Rebounds ..... 6, vs. Grand Canyon on 12/13/03  
 Offensive Rebounds ..... 2, four times, last vs. CSUS on 1/6/06  
 Defensive Rebounds ..... 5, twice, last vs. CPP on 2/25/05  
 Assists ..... 6, vs. Cal State L.A. on 2/28/04  
 Blocked Shots ..... 1, twice, last at San Francisco State on 3/4/05  
 Steals ..... 3, four time, last at Chico State on 2/10/06  
 Minutes ..... 34, twice, last vs. Montreat on 12/19/05

### PETER'S CAREER STATS AT UCSD:

Year	GP	GS	Min	Avg	OVERALL			3-POINT			REBOUNDING														
					FG	FGA	Pct	FG	FGA	Pct	FT	FTA	Pct	Off	Def	Tot	Avg	PF	FO	Ast	TO	Blk	Stl	Pts	Avg
2003-04	27	1	440	16.3	51	141	.362	47	124	.379	2	4	.500	14	40	54	2.0	21	0	29	17	0	12	151	5.6
2004-05	27	0	650	24.1	71	183	.388	60	154	.390	19	27	.704	10	50	60	2.2	31	0	25	30	2	22	221	8.2
2005-06	29	18	692	23.9	84	218	.385	73	183	.399	16	22	.727	13	45	58	2.0	50	0	29	25	0	12	257	8.9
<b>TOTAL</b>	<b>83</b>	<b>19</b>	<b>1782</b>	<b>21.5</b>	<b>206</b>	<b>542</b>	<b>.380</b>	<b>180</b>	<b>461</b>	<b>.390</b>	<b>37</b>	<b>53</b>	<b>.698</b>	<b>37</b>	<b>135</b>	<b>172</b>	<b>2.1</b>	<b>102</b>	<b>0</b>	<b>83</b>	<b>72</b>	<b>2</b>	<b>46</b>	<b>629</b>	<b>7.6</b>





**#52**  
**A.J. Maulhardt**  
**Center • 6-8 • 235 • Sophomore**  
**Ojai, Calif./Nordoff HS**

**AS A FRESHMAN IN 2005-06:** Appeared in 23 games during first season on UCSD men's basketball team... scored four points in debut at Cal Poly on November 18... played a season-high 18 minutes at Pomona-Pitzer on November 22, helping the Tritons to their first win of the season with four points and four rebounds... set career-highs of seven points and five rebounds while going 3-for-3 from the field at Cal State L.A. on December 3... grabbed four rebounds with two points and one steal during win against Montreat on December 19... had his best game of the season against Cal State San Bernardino on January 11, tying his career-high five rebounds and again going perfect from the field, converting all four of his attempts for a new career-high of eight points... had a career-high two blocked shots in the season finale against Sonoma State on March 4.

**HIGH SCHOOL:** A 2005 graduate of Nordhoff High School in Ojai, Calif... played basketball for head coach Mike Probyn... also lettered in baseball... helped team to an 18-8 record and the Frontier League Championship as a senior... earned first team All-County and All-Frontier League... was named the team MVP... averaged 16.2 points, 9.2 rebounds and 3.0 blocks per game as a senior.

**PERSONAL:** Born October 5, 1986... full name is Alan John Maulhardt... parents are Alan and Terry Maulhardt... has one older sister named Erica... is related to Dallas Cowboys' linebacker Scott Fujita... both parents attended Loyola Marymount University... is a Mechanical Engineering major at Muir College... enjoys ceramics, backpacking, climbing and going to the movies in his spare time.



### ***A.J. MAULHARDT - CAREER HIGHS***

Points ..... 8, at CSU San Bernardino on 1/11/06  
 Field Goals ..... 4, at CSU San Bernardino on 1/11/06  
 Field Goal % .... 1.000, at CSU San Bernardino on 1/11/06  
 Field Goal Att..... 5, at Hawaii-Hilo on 12/17/05  
 3-Pt. Field Goals ..... 0  
 3-Point % ..... 0  
 3-Point Attempts ..... 0  
 Free Throws ..... 2, at Grand Canyon on 11/25/05  
 Free Throw % ..... 1.000, at Grand Canyon on 11/25/05  
 Free Throw Att..... 2, at Grand Canyon on 11/25/05  
 Total Rebounds ..... 7, vs. SFSU on 3/3/06  
 Offensive Rebounds ..... 3, vs. SFSU on 3/3/06  
 Defensive Rebounds ..... 5, at CSUSB on 1/11/06  
 Assists ..... 1, five times, last at CSUS on 2/11/06  
 Blocked Shots ..... 2, vs. Sonoma State on 3/4/06  
 Steals ..... 1, three times, last at CSUS on 2/11/06  
 Minutes ..... 18, at Pomona-Pitzer on 11/22/05

### **MAULHARDT'S CAREER STATS AT UCSD:**

Year	OVERALL			3-POINT			REBOUNDING																		
	GP	GS	Min	Avg	FG	FGA	Pct	FG	FGA	Pct	FT	FTA	Pct	Off	Def	Tot	Avg	PF	FO	Ast	TO	Blk	Stl	Pts	Avg
2005-06	23	1	207	9.0	17	31	.548	0	0	.000	4	13	.308	12	33	45	2.0	35	0	5	18	4	3	38	1.7

# 2006-07 PLAYER PROFILES - REDSHIRTS



## 2006-07 UC SAN DIEGO MEN'S BASKETBALL



**#22**  
**Daniel Trautman**  
G/F • 6-6 • 210 • RS-Freshman  
Redwood City, Calif/Menlo-Atherton HS

**AS A FRESHMAN IN 2005-06:** Spent the season as a redshirt due to injury.

**HIGH SCHOOL:** A 2005 graduate of Menlo-Atherton High School in Atherton, Calif... played basketball for head coach Craig Carson... also lettered in golf... helped team to a 60-29 record during his three years on the varsity team... helped team to a 23-6 record, a league championship and an appearance in the CIF semifinals during his junior season... was a three-time all-league and all-county honoree... was named to the All-Bay Area team as a senior... averaged 22.4 points, 10.2 rebounds, 2.9 assists and 3.1 blocks per game as a senior... had career highs of 34 points and 14 rebounds in high school... was an All-CIF Scholastic honoree as a sophomore, junior and senior.

**PERSONAL:** Born March 30, 1987 in Redwood City, Calif... parents are Richard and Ellie Trautman... has one younger brother named Matthew... is an undeclared major at Marshall College... enjoys fly fishing and golf in his spare time.



**#33**  
**Jon Ward**  
G/F • 6-5 • 210 • Junior  
Phoenix, Ariz/Marshall University

**AS A JUNIOR IN 2005-06:** Sat out the season as a redshirt after transferring to UCSD from Marshall University.

**PREVIOUS COLLEGE:** Was a walk-on student-athlete at Marshall University on the men's basketball team during the 2004-05 and 2003-04 seasons.

**HIGH SCHOOL:** A 2003 graduate of Paradise Valley High School in Phoenix, Ariz... averaged 14.0 points, 7.0 rebounds and 3.0 assists during his senior season at PVHS... he ranks in the career top-10 at Paradise Valley in points scored and second all-time in free throw percentage... helped team to a 22-7 record and the Desert Valley Region Championship as a senior, qualifying for the AIA State Tournament... was a First Team All-Desert Valley Region selection and earned Honorable Mention All-State (5A)... named to the First Team All-Metro Team in Phoenix, comprised of classes 1A (smallest) through 5A (largest)... made five game-winning shots as a senior... had a breakout game against Deer Valley High School, scoring 25 points and pulling down 12 rebounds... played club basketball for the Copperstate All-Stars who won the Arizona AAU Championship.

**PERSONAL:** Born June 25, 1985... parents are John and Kristine Ward of Phoenix, Ariz... is an only child... father played baseball for one season at Iowa State... grew up in the same neighborhood as Sacramento Kings point guard Mike Bibby... is a History Major at Roosevelt College... enjoys going to the movies and reading in his spare time.





**#10**

**Jordan Lawley**

**Guard • 6-4 • 185 • Freshman**  
**Lodi, Calif./Tokay HS**

**HIGH SCHOOL:** A 2006 graduate of Tokay High School in Lodi, Calif... lettered in basketball, baseball and soccer... helped team to a 25-9 record and a spot in the CIF Nor-Cal Finals... team was the SJAA Section Champs... averaged 16.0 points per game, 3.0 steals, 1.5 blocks, 3.0 assists and 5.0 rebounds per game... had a career-high scoring game of 44 points... batted .350 with one home run on the baseball diamond while averaging 8.0 saves per game on the soccer field... he had a goals-against average of less than one between the pipes for Tokay HS.

**PERSONAL:** Born September 16, 1987... parents are Rod and Penny... has two younger brothers named Bryce and Mason... is an Undeclared major in Biological Sciences at Marshall College... enjoys playing all kinds of sports, going to church, wakeboarding and hanging out with friends in his spare time.



**#20**

**Alan Husted**

**Guard • 6-1 • 180 • Sophomore**  
**Canyon Country, Calif./Valencia HS**

**HIGH SCHOOL:** A 2004 graduate of Valencia High School in Valencia, Calif... as a junior he helped his team to a 22-6 record and an 8-2 league record, averaging 12.6 points per game while making 64 3-pointers and swiping 67 steals on the season... he averaged 15.7 points while posting 108 assists, 93 steals and 133 rebounds during his senior campaign in which the team went 16-14 on the season... he left Valencia High School as the all-time steals leader with 160... had a career-best game against El Camino High School, dropping 26 points to go along with seven rebounds, seven assists and eight steals... played club basketball for the Storm of the ARC San Fernando Valley.

**PERSONAL:** Born January 30, 1986... parents are Alan and Ruth Husted... has one older sister named Darlene who is married to Oscar Nunez... has two nephews named Jordan and Jaden... is a Human Biology major at Warren College.



**#11**

**Kelvin Kim**

**Guard • 5-10 • 170 • Sophomore**  
**Lake Forest, Calif./UCLA**

**PREVIOUS SCHOOL:** Transfers to UC San Diego after spending one season playing basketball for coach Ben Howland at UCLA... was a member of the Bruin team that went 32-7 and was the NCAA National Runner-up... team won the Pac-10 regular season title and the Pac-10 Tournament crown... appeared in seven contests for UCLA as a freshman.

**HIGH SCHOOL:** A 2005 graduate of El Toro High School in Lake Forest, Calif... helped team to a 30-6 record, finishing as the CIF Division 1-AA Runners-Up... averaged 15.0 points, 6.0 assists, 3.0 rebounds and 2.0 steals as a senior... team captured three-straight South Coast League Championships.

**PERSONAL:** Born April 7, 1987... parents are Kenny and Min Kim... has one older brother named Ryan... is a Psychology major at Warren College... enjoys going to the beach, watching college football, hanging out with friends and listening to music in his spare time.



**#23**

**Casey Ryan**

**Guard • 6-4 • 185 • Freshman**  
**Jackson, Calif./Argonaut HS**

**HIGH SCHOOL:** A 2006 graduate of Argonaut High School in Jackson, Calif... lettered in both basketball and track & field at AHS... helped basketball team to a 22-8 record and the Mother Lode League Championship as a senior... team was the SAC-Joaquin Section Runners-Up... averaged 17.0 points, 7.6 rebounds and 7.8 assists per game... had career-bests of 6'9" in the high jump and 21.0' in the long jump.

**PERSONAL:** Born May 2, 1988... parents are Mike and Debbie Ryan... father played basketball and ran track at UC Davis... has one older brother named Mitchell who plays football at the University of San Diego... is an Undeclared major at Roosevelt College.



**#30**  
**Tyler Acevedo**  
 Guard • 6-0 • 175 • RS-Freshman  
 Agoura Hills, Calif./Agoura HS

**JUNIOR COLLEGE:** Practiced, but did not play with the Moorpark College basketball team... redshirted the season.

**HIGH SCHOOL:** A 2005 graduate of Agoura High School in Agoura Hills, Calif... averaged 19.0 points, 9.0 rebounds and 5.0 assists per game while also leading the team in free throw, field goal and 3-point field goal percentage as a senior... team finished in 3rd place in the league and was eliminated in the first round of the CIF playoffs... played club basketball for the Branch West Basketball Academy for two seasons.

**PERSONAL:** Born December 18, 1986... parents are Greg and Andi Acevedo... has one onlder brother named Erik who plays water polo at UC Davis... is a Communications major at Marshall College... enjoys watching nearly all sports and reading about cars.



**#42**  
**Brett Stuckey**  
 Guard • 6-6 • 215 • Junior  
 Olympia, Wash./S. Puget Sound CC

**PREVIOUS SCHOOL:** Transfers for UCSD after playing two basketball seasons at South Puget Sound Community College... averaged 17.0 points, 5.6 rebounds and 2.9 assists per game for SPSCC as a sophomore... team posted a 6-19 overall record in 2005-06.

**HIGH SCHOOL:** A 2004 graduate of Olympia High School in Olympia, Wash... averaged 10.0 points, 3.0 rebounds and 2.0 assists per game in helping his team to the district tournament in 2003... had career-highs of 17 points, 10 rebounds, five assists and three blocks during the year.

**PERSONAL:** Born January 17, 1986... parents are Mark and Jan Stuckey... has one older brother named Kyle... is a Structural Engineering major at Warren College... enjoys boating, campfires, longboarding and eating in his spare time.



**#34**  
**Andrew Browning**  
 Forward • 6-7 • 200 • Freshman  
 El Dorado Hills, Calif./Oak Ridge HS

**HIGH SCHOOL:** A 2006 graduate of Oak Ridge High School in El Dorado Hills, Calif... helped basketball team to the 2005 CIF Division II State Championship and the 2006 SVC Championship... played club ball for the Bobby Jackson Basketball Town Pharoahs.

**PERSONAL:** Born May 31, 1988... parents are Royce and Melinda Browning... has one younger brother named Chris... in an undeclared major at Thurgood Marshall College... enjoys going to the beach in his spare time.







# 2005-06 SPIRIT NIGHT PHOTOS



## 2006-07 UC SAN DIEGO MEN'S BASKETBALL





# 2005-06 RESULTS

## 2006-07 UC SAN DIEGO MEN'S BASKETBALL

### 2005-06 UCSD Men's Basketball UC San Diego Season Schedule/Results & Leaders All games

<b>RECORD:</b>	<b>OVERALL</b>	<b>HOME</b>	<b>AWAY</b>	<b>NEUTRAL</b>
ALL GAMES	15-14	8-3	6-11	1-0
CONFERENCE	12-8	7-3	5-5	0-0
NON-CONFERENCE	3-6	1-0	1-6	1-0

<b>DATE</b>	<b>TIME</b>	<b>OPPONENT</b>		<b>SCORE</b>		<b>ATTEND</b>	<b>HIGH POINTS</b>	<b>HIGH REBOUNDS</b>
11/18/05	7:05 pm	at Cal Poly		67-71	L	1985	(14)LAWLOR, Darryl	(5)HATCH, Andrew
11/22/05	7:30 pm	at Pomona-Pitzer	W	54-47		190	(18)ALLARD, Clint	(5)SPAVENTA, Drew
11/25/05	5:00 PM	at Grand Canyon University		60-72	L	136	(19)PATTERSON, Henry	(6)PATTERSON, Henry (6)HATCH, Andrew
12/02/05	7:30 p.m.	* at Cal State Bakersfield		49-51	L	1507	(12)PETERS, Robby	(4)ALLARD, Clint
12/03/05	7:30 p.m.	* at Cal State L.A.		58-61	L	211	(16)LAWLOR, Darryl	(5)MAULHARDT, A.J.
12/13/05	7:00 pm	at Point Loma Nazarene		63-71	L	500	(17)ALLARD, Clint	(5)SINNOTT, Justin (5)POPPEN, Shane
12/17/05	7:00 PM	at University of Hawaii at Hilo		69-75	L	185	(16)ALLARD, Clint	(6)POPPEN, Shane
12/19/05	4 p.m.	vs Montreat	W	70-58		181	(19)PETERS, Robby	(6)ALLARD, Clint
12/21/05	2:00 pm	at University of Hawaii at Hilo		62-69	L	121	(14)PATTERSON, Henry (14)LAWLOR, Darryl	(6)SINNOTT, Justin
01/03/06	4:00 p.m.	Grand Canyon University	WOT	94-91		181	(28)ALLARD, Clint	(11)SINNOTT, Justin
01/06/06	7:30 p.m.	* CAL STATE STANISLAUS		75-79	L	302	(18)PATTERSON, Henry	(9)SPAVENTA, Drew
01/07/06	7:30 p.m.	* CHICO STATE	W	61-41		331	(14)PATTERSON, Henry	(5)LAWLOR, Darryl
01/11/06	7:30 p.m.	* at Cal State San Bernardino		42-64	L	525	(8)MAULHARDT, A.J.	(5)MAULHARDT, A.J.
01/14/06	7:30 PM	* at CSU Monterey Bay	W	67-62		314	(16)PETERS, Robby	(9)ALLARD, Clint
01/20/06	7:30 p.m.	* CSU DOMINGUEZ HILLS	W	79-46		1340	(19)PATTERSON, Henry	(6)PATTERSON, Henry
01/21/06	7:30 p.m.	* CAL POLY POMONA	WOT	83-79		919	(19)ALLARD, Clint	(9)PATTERSON, Henry
01/27/06	7:30 pm	* at Sonoma State		53-70	L	1006	(20)PATTERSON, Henry	(6)ODIYE, Odioh (6)SINNOTT, Justin
01/28/06	7:30 p.m.	* at San Francisco State	W	65-56		350	(16)ALLARD, Clint	(6)SINNOTT, Justin
01/31/06	7:20 pm	at Chapman University		64-70	LOT	350	(15)POPPEN, Shane	(5)ALLARD, Clint
02/03/06	7:30 p.m.	* CAL STATE L.A.	W	66-51		2941	(22)PATTERSON, Henry	(6)POPPEN, Shane
02/04/06	7:30 p.m.	* CAL STATE BAKERSFIELD		60-80	L	560	(13)PATTERSON, Henry	(6)HATCH, Andrew
02/10/06	7:30	* at Chico State	W	70-56		881	(27)PETERS, Robby	(7)ALLARD, Clint
02/11/06	7:30 pm	* at Cal State Stanislaus	W	81-77		1232	(20)PATTERSON, Henry	(7)POPPEN, Shane
02/15/06	7:30 p.m.	* CSU SAN BERNARDINO	W	57-55		291	(21)PATTERSON, Henry	(6)PATTERSON, Henry
02/17/06	7:30 p.m.	* CSU MONTEREY BAY	W	70-67		379	(24)PATTERSON, Henry	(7)ALLARD, Clint (7)ODIYE, Odioh
02/24/06	7:45pm	* at Cal Poly Pomona		53-56	L	912	(12)PETERS, Robby	(7)ALLARD, Clint
02/25/06	7:30 pm	* at Cal State Dominguez Hills	WOT	80-77		622	(21)ALLARD, Clint	(5)HATCH, Andrew
03/03/06	7:30 p.m.	* SAN FRANCISCO STATE	W	50-38		814	(16)POPPEN, Shane	(7)MAULHARDT, A.J. (7)LAWLOR, Darryl
03/04/06	7:30 p.m.	* SONOMA STATE		40-67	L	614	(6)BULL, Jason (6)HATCH, Andrew	(5)HATCH, Andrew

\* - Conference game

#### ATTENDANCE SUMMARY

	<b>GAMES</b>	<b>TOTALS</b>	<b>AVG/GAME</b>
HOME	11	8672	789
AWAY	17	11027	649
NEUTRAL	1	181	182
TOTAL	29	19880	686



2005-06 Final Standings	CCAA					Overall					
	W	L	Pct.	Home	Away	W	L	Pct.	Home	Away	Neutral
x-Sonoma State	16	4	.800	7-3	9-1	18	9	.667	9-3	9-4	0-2
y-Cal State Bakersfield	15	5	.750	8-2	7-3	21	8	.724	12-4	8-4	1-0
Cal Poly Pomona	13	7	.650	8-2	5-5	17	10	.630	9-4	7-6	1-0
UC San Diego	12	8	.600	7-3	5-5	15	14	.517	8-3	6-11	1-0
Cal State San Bernardino	12	8	.600	8-2	4-6	13	13	.500	8-2	4-8	1-3
Cal State Stanislaus	11	9	.550	6-4	5-5	14	13	.519	8-4 6-8	0-1	
Cal State Dominguez Hills	8	12	.400	4-6	4-6	11	16	.407	7-7	4-7	0-2
Chico State	8	12	.400	6-4	2-8	9	18	.333	7-6	2-10	0-2
Cal State L.A.	7	13	.350	5-5	2-8	10	17	.370	8-8	2-9	0-0
(i) CSU Monterey Bay	7	13	.350	4-6	3-7	10	20	.333	4-7	3-11	3-2
San Francisco State	1	19	.050	1-9	0-10	1	26	.037	1-11	0-13	0-2

(i) Ineligible for CCAA Championship  
 x-CCAA Champion, NCAA DII Championship Qualifier  
 y-NCAA DII Championship Participant



### ALL-CCAA FIRST TEAM

Player	Institution	Pos	Yr	Hometown
Vince Inglima	Sonoma State	G	Sr.	Carson City, Nev.
J.T. Tipton	Sonoma State	F	Jr.	Watsonville, Calif.
Jontae Vinson	Cal State L.A.	F	Jr.	Long Beach, Calif.
Jonathan Boyd	Cal Poly Pomona	G	Sr.	Fontana, Calif.
Antonio Griffin	CSU Bakersfield	F	Sr.	Phoenix, Ariz.
Tim Barnes	CSU Bakersfield	G	Sr.	Henderson, Ky.
Dion Cook	Cal Poly Pomona	G	Jr.	Canoga Park, Calif.
Dwuan Rice	CSU Bakersfield	G	Jr.	Pasadena, Calif.
Curtis Williams	CSU San B' dino	G	Sr.	Paramount, Calif.
Andy Bocian	Chico State	F	So.	Pleasanton, Calif.
<b>Henry Patterson</b>	<b>UC San Diego</b>	<b>F</b>	<b>Fr.</b>	<b>Oxnard, Calif.</b>

### ALL-CCAA SECOND TEAM

Player	Institution	Pos	Yr	Hometown
Joel Stallworth	CSU Stanislaus	F	Sr.	Stockton, Calif.
Marcus Martinez	CSU Stanislaus	G	Jr.	Gilroy, Calif.
Shamont Brown	CSU Dom. Hills	G	Jr.	Jamaica, N.Y.
Justin Argenal	Chico State	G	Fr.	Lafayette, Calif.
Paige Dumont	Sonoma State	C	Sr.	Lakeport, Calif.
Kavin Young Jr.	CSU Stanislaus	F	Sr.	Sacramento, Calif.
Gene Myvett	Cal State L.A.	G	Sr.	Palmdale, Calif.
Kevin Christensen	Sonoma State	G	Sr.	Sacramento, Calif.
Richard Andrews	CSU Bakersfield	F	Jr.	Kingston, Jamaica

### CCAA MOST VALUABLE PLAYER - VINCE INGLIMA (SONOMA STATE)

Sonoma State's Vince Inglima, a senior from Carson City, Nev., led the Seawolves to a 18-9 record, including a 16-4 league mark that earned the school's first CCAA Championship and NCAA Division II Championship tournament appearance. He was 5th in the CCAA in scoring (16 points/game), 6th in field goal percentage (.533), 2nd in free-throw percentage (.812) and 10th in three-pointers made (1.63 per game). Inglima was named CCAA Most Valuable Player of the Year and was an All-CCAA First Team selection. A consensus All-West Region selection, Inglima earned Fourth Team All-American honors and participated in the National Association Basketball Coaches Division II All-Star Game.



### CCAA FRESHMAN OF THE YEAR - LARRY GORDON (CAL POLY POMONA)

Cal Poly Pomona freshman Larry Gordon was named the league's Freshman of the Year following the 2005-06. Gordon had a sensational freshman campaign and led the Broncos in rebounding with 5.7 boards per game. He was 12th in the conference in that category. He also averaged 6.7 points per game while shooting 60.4 percent from the field (64-106) and shot 72.4 percent from the free-throw line (42-58). He had four double-doubles for the Broncos, including a season-high 19 points and 12 rebounds at Cal State Stanislaus on Feb. 17. He played in all 27 games for the Broncos.



### CCAA COACH OF THE YEAR - PAT FUSCALDO (SONOMA STATE)

In his 12th season at Sonoma State, Pat Fuscaldo guided his squad to an 18-8 record this season to earn CCAA Coach of the Year honors. The award is the first in Fuscaldo's career. SSU's league title was the first since the school joined the CCAA in 1998-99 and their NCAA Tournament appearance is their third under Fuscaldo's direction (1999, 2003). Fuscaldo becomes the first SSU men's basketball coach to be named CCAA Coach of the Year.



# 2005-06 CCAA YEAR-IN-REVIEW



## 2006-07 UC SAN DIEGO MEN'S BASKETBALL

### SCORING OFFENSE

## Team	G	W-L	Pts	Avg/G
1.Cal State Stanislaus	27	14-13	2243	83.1
2.CSU Monterey Bay....	30	10-20	2325	77.5
3.CS Bakersfield.....	29	21-8	2237	77.1
4.Chico State.....	27	9-18	1991	73.7
5.CS Dominguez Hills..	27	11-16	1982	73.4
6.Cal State L.A.....	27	10-17	1978	73.3
7.CS San Bernardino...	26	13-13	1892	72.8
8.Sonoma State.....	27	18-9	1955	72.4
9.Cal Poly Pomona.....	27	17-10	1929	71.4
10.UC San Diego.....	29	15-14	1862	64.2
11.San Francisco State.	27	1-26	1607	59.5

### SCORING DEFENSE

## Team	G	Pts	Avg/G
1.UC San Diego.....	29	1857	64.0
2.Cal Poly Pomona.....	27	1814	67.2
3.CS San Bernardino...	26	1756	67.5
4.Sonoma State.....	27	1848	68.4
5.CS Bakersfield.....	29	2041	70.4
6.Cal State L.A.....	27	1995	73.9
7.CS Dominguez Hills..	27	1996	73.9
8.San Francisco State.	27	2068	76.6
9.CSU Monterey Bay....	30	2312	77.1
10.Chico State.....	27	2135	79.1
11.Cal State Stanislaus	27	2310	85.6

### SCORING MARGIN

## Team	G	OFF	DEF	Margin
1.CS Bakersfield.....	29	77.1	70.4	+6.8
2.CS San Bernardino...	26	72.8	67.5	+5.2
3.Cal Poly Pomona.....	27	71.4	67.2	+4.3
4.Sonoma State.....	27	72.4	68.4	+4.0
5.CSU Monterey Bay....	30	77.5	77.1	+0.4
6.UC San Diego.....	29	64.2	64.0	+0.2
7.CS Dominguez Hills..	27	73.4	73.9	-0.5
8.Cal State L.A.....	27	73.3	73.9	-0.6
9.Cal State Stanislaus	27	83.1	85.6	-2.5
10.Chico State.....	27	73.7	79.1	-5.3
11.San Francisco State.	27	59.5	76.6	-17.1

### WON-LOSS PERCENTAGE

Team	W-L	Pct
CS Bakersfield.....	21-8	.724
Sonoma State.....	18-9	.667
Cal Poly Pomona.....	17-10	.630
Cal State Stanislaus	14-13	.519
UC San Diego.....	15-14	.517
CS San Bernardino...	13-13	.500
CS Dominguez Hills..	11-16	.407
Cal State L.A.....	10-17	.370
Chico State.....	9-18	.333
CSU Monterey Bay....	10-20	.333
San Francisco State.	1-26	.037

### FIELD GOAL PERCENTAGES

## Team	G	FG	FGA	Pct
1.Sonoma State.....	27	699	1413	.495
2.Cal Poly Pomona.....	27	694	1405	.494
3.CS Dominguez Hills..	27	758	1574	.482
4.CSU Monterey Bay....	30	865	1871	.462
5.UC San Diego.....	29	656	1439	.456
6.CS San Bernardino...	26	651	1443	.451
7.Chico State.....	27	709	1574	.450
8.Cal State L.A.....	27	708	1609	.440
9.CS Bakersfield.....	29	777	1773	.438
10.Cal State Stanislaus	27	748	1743	.429
11.San Francisco State.	27	599	1487	.403

### FIELD GOAL PCT DEFENSE

## Team	G	FG	FGA	Pct
1.Cal Poly Pomona.....	27	634	1486	.427
2.CS San Bernardino...	26	591	1369	.432
3.Sonoma State.....	27	659	1493	.441
4.Cal State L.A.....	27	704	1583	.445
5.UC San Diego.....	29	640	1429	.448
6.CS Bakersfield.....	29	703	1563	.450
7.CSU Monterey Bay....	30	836	1825	.458
8.CS Dominguez Hills..	27	713	1524	.468
9.San Francisco State.	27	698	1444	.483
10.Chico State.....	27	759	1529	.496
11.Cal State Stanislaus	27	840	1655	.508

### SCORING (Min. 11.0 per game)

## Player-Team	Cl	G	FG	3FG	FT	Pts	Avg/G
1.LAMONT, Devoughn-CSUMB...	SR	30	238	0	123	599	20.0
2.VINSON, Jontae-CSULA.....	JR	26	187	0	140	514	19.8
3.BOCIAN, Andy-CSUC.....	SO	27	182	23	114	501	18.6
4.DeMAESTRI, Jay-CSUMB....	SO	30	179	83	52	493	16.4
5.INGLIMA, Vince-SSU.....	SR	27	146	44	95	431	16.0
6.COOK, Dion-CPP.....	JR	27	144	37	84	409	15.1
7.GRIFFIN, Antonio-CSUB....		28	160	34	58	412	14.7
8.MARTINEZ, Marcus-CSUS....	JR	27	127	67	75	396	14.7
9.TIPTON, J.T.-SSU.....	JR	27	131	13	119	394	14.6
10.RIVERS, Carlos-CSUDH....	JR	26	123	39	63	348	13.4
11.BOYD, Jonathan-CPP.....	SR	27	114	75	42	345	12.8
12.GONZALEZ, Moses-CSUB....	JR	25	115	17	70	317	12.7
13.WILLIAMS, Curtis-CSUSB..	SR	26	114	73	25	326	12.5
14.MYVETT, Gene-CSULA.....	SR	26	123	9	64	319	12.3
15.PENNIX, Dominique-CSUS...	JR	27	112	50	54	328	12.1
16.PATTERSON, Henry-UCSD....	FR	29	136	0	79	351	12.1
17.BROWN, Shamont-CSUDH....	JR	27	138	6	42	324	12.0
18.HAMILTON, Marques-CSULA..	JR	27	110	36	66	322	11.9

### REBOUNDS (Min. 4.0 per game)

## Player-Team	Cl	G	OFF	DEF	TOT	Avg/G
1.VINSON, Jontae-CSULA.....	JR	26	88	136	224	8.6
2.TIPTON, J.T.-SSU.....	JR	27	58	172	230	8.5
3.DeMAESTRI, Jay-CSUMB....	SO	30	70	169	239	8.0
4.LAMONT, Devoughn-CSUMB...	SR	30	90	120	210	7.0
5.GRIFFIN, Antonio-CSUB....		28	55	133	188	6.7
6.EDWARDS, Oscar-SFSU.....	JR	27	91	83	174	6.4
7.ORME, Demetrius-CSUB....		29	85	101	186	6.4
8.WILLIAMS, Durwin-CSUDH...	JR	23	40	97	137	6.0
9.LOGAN, Will-SFSU.....	FR	27	55	102	157	5.8
10.BROWN, Shamont-CSUDH....	JR	27	70	85	155	5.7
11.JENKINS, Richard-CSUMB...	JR	30	75	97	172	5.7
12.STALLWORTH, Joel-CSUS....	SR	27	64	89	153	5.7
GORDON, Larry-CPP.....	FR	27	51	102	153	5.7
14.BOCIAN, Andy-CSUC.....	SO	27	47	104	151	5.6
15.ANDREWS, Richard-CSUB....		24	68	63	131	5.5
16.GALOS, Pat-CSUC.....	SR	26	39	95	134	5.2
17.HAMILTON, Marques-CSULA..	JR	27	45	89	134	5.0
18.MITCHELL, Joe-CSUMB.....	FR	28	54	71	125	4.5



### SAN DIEGO STATE QUICK FACTS

Location: ..... San Diego, Calif.  
 Enrollment: ..... 35,887  
 Nickname: ..... Aztecs  
 Colors: ..... Scarlet and Black  
 Conference: ..... Mountain West (D-I)  
 Athletic Director: ..... Jeff Schemmel  
 SID: ..... Mike May  
 Office: ..... 619-594-5547  
 Fax: ..... 619-582-6541  
 E-Mail: ..... mmay@mail.sdsu.edu  
 Head Coach: ..... Steve Fisher  
 Career Record: ..... 289-188 (15)  
 Record at SDSU: ..... 105-106 (7)  
 2005-06 Record: ..... 24-9  
 League Record: ..... 13-3 (1st)  
 Letterwinners Returning/Lost: ..... 7/5  
 Starters Returning/Lost: ..... 4/1



**Wednesday, Nov. 15**  
**at San Diego State**  
**7:00 p.m.**

### CHICO STATE QUICK FACTS

Location: ..... Chico, Calif.  
 Enrollment: ..... 16,000  
 Nickname: ..... Wildcats  
 Colors: ..... Cardinal and White  
 Conference: ..... CCAA  
 Athletic Director: ..... Anita Barker  
 SID: ..... Teresa Clements  
 Office: ..... 530-898-4658  
 Fax: ..... 530-898-4699  
 E-Mail: ..... tclements@csuchico.edu  
 Head Coach: ..... Prescott "Puck" Smith  
 Career Record: ..... 273-255 (19)  
 Record at CSUC: ..... Same  
 2005-06 Record: ..... 9-18  
 League Record: ..... 8-12 (T-7th)  
 Letterwinners Returning/Lost: ..... 9/3  
 Starters Returning/Lost: ..... 4/1



**Friday, Dec. 1**  
**at UCSD**  
**7:30 p.m.**  
**Saturday, Feb. 3**  
**at Chico State**  
**7:30 p.m.**

### GRAND CANYON QUICK FACTS

Location: ..... Phoenix, Ariz.  
 Enrollment: ..... 5,100  
 Nickname: ..... Antelopes  
 Colors: ..... Purple, Black and White  
 Conference: ..... Independent  
 Athletic Director: ..... B. Keith Baker  
 SID: ..... TBA  
 Office: ..... 602-639-6035  
 Fax: ..... 602-639-7811  
 E-Mail: ..... TBA  
 Head Coach: ..... Scott Mossman  
 Career Record: ..... 91-63 (6)  
 Record at WWU: ..... 32-24 (2)  
 2005-06 Record: ..... 19-8  
 League Record: ..... N/A  
 Letterwinners Returners/Lost: ..... 6-8  
 Starters Returning/Lost: ..... 2-3



**Monday, Nov. 20**  
**at Grand Canyon**  
**7:00 p.m.**

### CAL STATE STANISLAUS QUICK FACTS

Location: ..... Turlock, Calif.  
 Enrollment: ..... 8,000  
 Nickname: ..... Warriors  
 Colors: ..... Red, Gold, and White  
 Conference: ..... CCAA  
 Athletic Director: ..... Dr. Milton Richards  
 SID: ..... Brian Blank  
 Office: ..... 209-667-3168  
 Fax: ..... 209-667-3313  
 E-Mail: ..... bblank@csustan.edu  
 Head Coach: ..... Keith Larsen  
 Career Record: ..... 110-120 (9)  
 Record at CSUS: ..... 29-52 (3)  
 2005-06 Record: ..... 14-13  
 League Record: ..... 11-9 (6th)  
 Letterwinners Returning/Lost: ..... 6/8  
 Starters Returning/Lost: ..... 2/3



**Saturday, Dec. 2**  
**at UCSD**  
**7:30 p.m.**  
**Friday, Feb. 2**  
**at CSU Stanislaus**  
**7:30 p.m.**

### SEATTLE PACIFIC QUICK FACTS

Location: ..... Seattle, Wash.  
 Enrollment: ..... 3,728  
 Nickname: ..... Falcons  
 Colors: ..... Maroon and White  
 Conference: ..... GNAC  
 Athletic Director: ..... Tom Box  
 SID: ..... Frank MacDonald  
 Office: ..... 206-281-2772  
 Fax: ..... 206-281-2266  
 E-Mail: ..... frmacdon@spu.edu  
 Head Coach: ..... Jeff Hironaka  
 Career Record: ..... 76-39 (4)  
 Record at SPU: ..... Same  
 2005-06 Record: ..... 16-6  
 League Record: ..... 14-4 (1st)  
 Letterwinners Returners/Lost: ..... 6/5  
 Starters Returning/Lost: ..... 3/2



**Friday, Nov. 24**  
**at SPU Thanksgiving**  
**Classic in Las Vegas**  
**4:00 p.m.**

### HAWAII PACIFIC QUICK FACTS

Location: ..... Oahu, Hawaii  
 Enrollment: ..... 8,900  
 Nickname: ..... Sea Warriors  
 Colors: ..... Columbia Blue, Kelly Gree and White  
 Conference: ..... Pacific West  
 Athletic Director: ..... Jill Ward  
 SID: ..... Jeff Harada  
 Office: ..... 808-356-5278  
 Fax: ..... 808-566-2405  
 E-Mail: ..... jharada@hpu.edu  
 Head Coach: ..... Darren Vorderbruegge  
 Career Record: ..... First Year  
 Record at SPU: ..... First Year  
 2005-06 Record: ..... 8-19  
 League Record: ..... 3-9 (4th)  
 Letterwinners Returners/Lost: ..... 6/7  
 Starters Returning/Lost: ..... 1/4



**Sunday, Dec. 10**  
**at UCSD**  
**12:00 p.m.**

### MONTEVALLO QUICK FACTS

Location: ..... Montevallo, Ala.  
 Enrollment: ..... 3,200  
 Nickname: ..... Falcons  
 Colors: ..... Purple and Gold  
 Conference: ..... Gulf South Conference  
 Athletic Director: ..... Dennis Toney  
 SID: ..... Alfred Kojima  
 Office: ..... 205-665-6606  
 Fax: ..... 205-665-6587  
 E-Mail: ..... kojimaa@montevallo.edu  
 Head Coach: ..... Danny Young  
 Career Record: ..... 129-33 (5)  
 Record at SPU: ..... 78-22 (3)  
 2005-06 Record: ..... 29-5  
 League Record: ..... 12-2 (1st)  
 Letterwinners Returners/Lost: ..... 5-7  
 Starters Returning/Lost: ..... 3/2



**Saturday, Nov. 25**  
**at SPU Thanksgiving**  
**Classic in Las Vegas**  
**2:00 p.m.**

### CSU DOMINGUEZ HILLS QUICK FACTS

Location: ..... Carson, Calif.  
 Enrollment: ..... 12,000  
 Nickname: ..... Toros  
 Colors: ..... Cardinal Red and Gold  
 Conference: ..... CCAA  
 Athletic Director: ..... TBA  
 SID: ..... Mel Miranda  
 Office: ..... 310-243-3764  
 Fax: ..... 310-516-4488  
 E-Mail: ..... mmiranda@csudh.edu  
 Head Coach: ..... Damaine Powell  
 Career Record: ..... 18-36 (2)  
 Record at CSUDH: ..... Same  
 2005-06 Record: ..... 11-16  
 League Record: ..... 8-12 (T-7th)  
 Letterwinners Returning/Lost: ..... 8/5  
 Starters Returning/Lost: ..... 2/3



**Wednesday, Dec. 20**  
**at CSUDH**  
**7:30 p.m.**  
**Tuesday, Feb. 6**  
**at UCSD**  
**7:30 p.m.**

# 2006-07 OPPONENTS



## 2006-07 UC SAN DIEGO MEN'S BASKETBALL

### HUMBOLDT STATE QUICK FACTS

Location: ..... Arcata, Calif.  
 Enrollment: ..... 7,550  
 Nickname: ..... Lumberjacks  
 Colors: ..... Green and Gold  
 Conference: ..... CCAA  
 Athletic Director: ..... Dan Collen  
 SID: ..... Dan Pambianco  
 Office: ..... 707-826-3631  
 Fax: ..... 707-826-5961  
 E-Mail: ..... dmp1@humboldt.edu  
 Head Coach: ..... Tom Wood  
 Career Record: ..... 375-318 (25)  
 Record at HSU: ..... Same  
 2005-06 Record: ..... 17-10  
 League Record: ..... 11-7 (3rd - GNAC)  
 Letterwinners/Returners/Lost: ..... 12/0  
 Starters Returning/Lost: ..... 5/0



Thursday, Jan. 4  
 at Humboldt State  
 7:30 p.m.  
Saturday, Feb. 10  
 at UCSD  
 7:30 p.m.

### CSU SAN BERNARDINO QUICK FACTS

Location: ..... San Bernardino, Calif.  
 Enrollment: ..... 17,000  
 Nickname: ..... Coyotes  
 Colors: ..... Columbia Blue and Black  
 Conference: ..... CCAA  
 Athletic Director: ..... Nancy P. Simpson  
 SID: ..... Mike Murphy  
 Office: ..... 909-880-5012  
 Fax: ..... 909-880-5037  
 E-Mail: ..... michaelj@csusb.edu  
 Head Coach: ..... Jeff Oliver  
 Career Record: ..... 83-29 (4)  
 Record at CSUSB: ..... Same  
 2005-06 Record: ..... 13-13  
 League Record: ..... 12-8 (T-4th)  
 Letterwinners Returning/Lost: ..... 5/9  
 Starters Returning/Lost: ..... 2/3



Friday, Jan. 19  
 at UCSD  
 7:30 p.m.  
Saturday, Feb. 24  
 at CSU San B'dino  
 7:30 p.m.

### SONOMA STATE QUICK FACTS

Location: ..... Rohnert Park, Calif.  
 Enrollment: ..... 7,500  
 Nickname: ..... Seawolves  
 Colors: ..... Navy, Columbia Blue, and White  
 Conference: ..... CCAA  
 Athletic Director: ..... Bill Fusco  
 SID: ..... Brandon Bronzan  
 Office: ..... 707-664-2358  
 Fax: ..... 707-664-3291  
 E-Mail: ..... brandon.bronzan@sonoma.edu  
 Head Coach: ..... Pat Fuscaldo  
 Career Record: ..... 204-197 (15)  
 Record at SSU: ..... 174-148 (12)  
 2005-06 Record: ..... 18-9  
 League Record: ..... 16-4 (1st)  
 Letterwinners Returning/Lost: ..... 10/5  
 Starters Returning/Lost: ..... 2/3



Saturday, Jan. 6  
 at Sonoma State  
 7:30 p.m.  
Friday, Feb. 9  
 at UCSD  
 7:30 p.m.

### CAL POLY POMONA QUICK FACTS

Location: ..... Pomona, Calif.  
 Enrollment: ..... 19,985  
 Nickname: ..... Broncos  
 Colors: ..... Green and Gold  
 Conference: ..... CCAA  
 Athletic Director: ..... Brian Swanson  
 SID: ..... Paul Helms  
 Office: ..... 909-869-2812  
 Fax: ..... 909-869-2814  
 E-Mail: ..... phelms@csupomona.edu  
 Head Coach: ..... Greg Kamansky  
 Career Record: ..... 120-50 (6)  
 Record at CPP: ..... Same  
 2005-06 Record: ..... 17-10  
 League Record: ..... 13-7 (3rd)  
 Letterwinners Returning/Lost: ..... 9/2  
 Starters Returning/Lost: ..... 3/2



Saturday, Jan. 20  
 at UCSD  
 7:30 p.m.  
Friday, Feb. 23  
 at Cal Poly Pomona  
 7:30 p.m.

### CAL STATE L.A. QUICK FACTS

Location: ..... Los Angeles, Calif.  
 Enrollment: ..... 21,000  
 Nickname: ..... Golden Eagles  
 Colors: ..... Black and Gold  
 Conference: ..... CCAA  
 Athletic Director: ..... Carol M. Dunn  
 SID: ..... Tommy Mahoney  
 Office: ..... 323-343-5308  
 Fax: ..... 323-343-3199  
 E-Mail: ..... TMahoney@cslanet.calstatela.edu  
 Head Coach: ..... Stephen Thompson  
 Career Record: ..... 10-17 (1)  
 Record at CSULA: ..... Same  
 2005-06 Record: ..... 10-17  
 League Record: ..... 7-13 (T-9th)  
 Letterwinners Returning/Lost: ..... 9/5  
 Starters Returning/Lost: ..... 2/3



Friday, Jan. 12  
 at Cal State L.A.  
 7:30 p.m.  
Saturday, Feb. 17  
 at UCSD  
 7:30 p.m.

### SAN FRANCISCO STATE QUICK FACTS

Location: ..... San Francisco, Calif.  
 Enrollment: ..... 27,000  
 Nickname: ..... Gators  
 Colors: ..... Purple and Gold  
 Conference: ..... CCAA  
 Athletic Director: ..... Dr. Michael J. Simpson  
 SID: ..... Joe Danahey  
 Office: ..... 415-338-1579  
 Fax: ..... 415-338-6572  
 E-Mail: ..... joed@sfsu.edu  
 Head Coach: ..... Bill Tressler  
 Career Record: ..... 135-115 (9)  
 Record at SFSU: ..... 1-26 (1)  
 2005-06 Record: ..... 1-26  
 League Record: ..... 1-19 (11th)  
 Letterwinners/Returners/Lost: ..... 7/8  
 Starters Returning/Lost: ..... 2/3



Friday, Jan. 26  
 at San Fran. State  
 7:30 p.m.  
Saturday, March 3  
 at UCSD  
 7:30 p.m.

### CSU BAKERSFIELD QUICK FACTS

Location: ..... Bakersfield, Calif.  
 Enrollment: ..... 7,000  
 Nickname: ..... Roadrunners  
 Colors: ..... Blue and Gold  
 Conference: ..... CCAA  
 Athletic Director: ..... Rudy Carvajal  
 SID: ..... Kevin Gilmore  
 Office: ..... 661-654-6071  
 Fax: ..... 661-654-6978  
 E-Mail: ..... kgilmore@csub.edu  
 Head Coach: ..... Keith Brown  
 Career Record: ..... 62-106 (6)  
 Record at CSUB: ..... 21-8 (1)  
 2005-06 Record: ..... 21-8  
 League Record: ..... 15-5 (2nd)  
 Letterwinners Returning/Lost: ..... 5/3  
 Starters Returning/Lost: ..... 3/2



Saturday, Jan. 13  
 at CSU Bakersfield  
 7:30 p.m.  
Friday, Feb. 16  
 at UCSD  
 7:30 p.m.

### CSU MONTEREY BAY QUICK FACTS

Location: ..... Seaside, Calif.  
 Enrollment: ..... 3,700  
 Nickname: ..... Otters  
 Colors: ..... Green and Gold  
 Conference: ..... CCAA  
 Athletic Director: ..... John Kasser  
 SID: ..... Embele Awipi  
 Office: ..... 831-582-4873  
 Fax: ..... 831-582-4023  
 E-Mail: ..... embeleshaw@yahoo.com  
 Head Coach: ..... Pat Kosta  
 Career Record: ..... First Year  
 Record at CSUMB: ..... Same  
 2005-06 Record: ..... 10-20  
 League Record: ..... 7-13 (T-9th)  
 Letterwinners/Returners/Lost: ..... 8/7  
 Starters Returning/Lost: ..... 2/3



Saturday, Jan. 27  
 at CSU Mont. Bay  
 7:30 p.m.  
Friday, March 2  
 at UCSD  
 7:30 p.m.







# YEAR-BY-YEAR/NCAA TOURENY HISTORY

## 2006-07 UC SAN DIEGO MEN'S BASKETBALL

### UCSD MEN'S BASKETBALL YEAR-BY-YEAR

<i>Year</i>	<i>Record</i>	<i>Head Coach</i>	<i>Scoring Leader</i>	<i>Avg.</i>	<i>Rebound Leader</i>	<i>Avg.</i>	<i>Assist Leader</i>	<i>Avg.</i>
2005-06	15-14	Bill Carr	H. Patterson	12.1	C. Allard	3.6	C. Allard	4.1
2004-05	11-16	Bill Carr	C. Allard	9.3	P. Berling	4.4	A. Hatch	2.4
2003-04	9-18	Greg Lanthier	M. Sweaney	13.3	J. Boyd	5.2	A. Reinking	2.7
2002-03	7-20	Greg Lanthier	S. Crawford	12.9	J. Watkins	5.8	C. Jackson	3.8
2001-02	8-21	Greg Lanthier	R. Swed	10.5	J. Woods	5.8	N. Christensen	2.3
2000-01	4-23	Greg Lanthier	S. Higgins	12.3	S. Higgins	4.7	C. Jackson	2.7
1999-00	5-20	Greg Lanthier	S. Higgins	15.4	A. Russ	7.6	N. Christensen	3.0
1998-99	20-5	Greg Lanthier	M. Wall	20.7	M. Wall	6.5	A. Libby	4.1
1997-98	18-7	Greg Lanthier	T. Field	22.9	T. Field	12.6	A. Libby	5.2
1996-97	17-8	Greg Lanthier	M. Aune	25.6	M. Aune	11.8	M. Wall	4.4
1995-96	11-14	Greg Lanthier	M. Aune	19.8	M. Aune	10.0	M. Sebek	3.8
1994-95	12-13	Greg Lanthier	K. Allen	16.8	M. Aune	8.8	J. Jones	2.8
1993-94	21-5	Tom Marshall	E. Johnson	15.2	M. Aune	8.4	R. Lusain	6.8
1992-93	17-8	Tom Marshall	C. Moore	23.1	A. Swindall	7.4	R. Lusain	6.8
1991-92	22-5	Tom Marshall	C. Moore	16.5	R. Batt	6.7	D. Jackson	6.3
1990-91	23-4	Tom Marshall	T. Rapp	24.4	R. Batt	6.2	D. Jackson	5.7
1989-90	20-7	Tom Marshall	T. Rapp	23.9	R. Batt	7.7	D. Jackson	4.7
1988-89	9-17	Tom Marshall	G. McNeill	13.4	R. Batt	7.7	D. Troy	4.5
1987-88	17-9	Tom Marshall	K. Stewart	14.8	A. Jedynak	7.4	R. Rittgers	4.9
1986-87	18-8	Tom Marshall	G. Kamansky	19.6	A. Jedynak	7.0	J. Saintignon	3.8
1985-86	14-12	Tom Marshall	G. Kamansky	19.1	A. Jedynak	7.0	J. Smith	6.6
1984-85	13-13	Tom Marshall	B. Nixon	16.3	M. Dabasinskas	8.2	R. Bennett	4.7
1983-84	11-17	Tom Marshall	B. Nixon	14.2	M. Barreca	8.5	R. Bennett	3.2
1982-83	13-13	John Block	B. Goodman	17.2	R. Hicks	8.3	B. Goodman	7.2
1981-82	10-16	John Block	T. Wight	21.7	M. Dabasinskas	10.4	B. Goodman	4.7
1980-81	9-17	John Block	G. Haynes	16.4	S. Johnson	6.6	J. Cox	3.1
1979-80	17-13	Ron Carter	G. Haynes	12.5	S. Johnson	7.6	G. Haynes	3.8
1978-79	9-21	Barry Cunningham	L. Brockett	16.4	L. Brockett	10.0	N/A	
1977-78	8-19	Barry Cunningham	L. Brockett	16.0	B. Frazier	6.5	B. Bradley	5.4
1976-77	4-24	Dick Satterlee	L. Gardner	12.6	L. Gardner	6.8	K. Melvin	5.0
1975-76	11-15	Barry Cunningham	M. Mitchell	18.2	L. Smith	6.0	M. Mitchell	5.3
1974-75	13-13	Barry Cunningham	P. Trainer	18.6	P. Trainer	9.5	M. Mitchell	5.4
1973-74	14-12	Bill Reeves	P. Trainer	15.9	P. Trainer	10.0	S. Kircher	5.2
1972-73	13-13	Bill Reeves	P. Trainer	19.7	P. Trainer	12.1	J. LeLevier	3.5
1971-72	13-13	Barry Cunningham	P. Trainer	20.1	P. Trainer	10.5	J. LeLevier	3.4
1970-71	14-12	Barry Cunningham	B. Todd	22.4	M. Wilson	9.5	J. LeLevier	3.1
1969-70	13-14	Barry Cunningham	E. Babiuch	17.9	M. Wilson	7.4	E. Babiuch, L. Burton	2.8
1968-69	19-8	Neale Stoner	D. Kiefer	14.5	E. Babiuch	6.7	N/A	
1967-68	10-14	Neale Stoner	B. Flatley	17.5	N/A		N/A	
1966-67	9-10	Neale Stoner	J. Thomas	16.0	N/A		N/A	
1965-66	1-1	Jack Shawcroft	N/A		N/A		N/A	
Total	522-532							



Henry Patterson (far left) led the team in scoring, while Clint Allard led the team in both rebounds and assists during the 2005-06 season.

### ALL-TIME NCAA TOURNAMENT RESULTS

<i>Year</i>	<i>NCAA Tournament Game</i>	<i>Opponent</i>	<i>Score</i>	<i>Final NCAA Ranking</i>
1993-94	West Region Second Round	California Lutheran University	81-95	4th
	West Region First Round	Pomona-Pitzer College	67-66	
1991-92	West Region Second Round	California Lutheran University	70-88	3rd
1990-91	Sectional Semifinals	Otterbein College	95-108	4th
	West Region Second Round	Claremont College	76-72	
1989-90	West Region Second Round	Nebraska Wesleyan University	75-77	15th

### INDIVIDUAL RECORDS

#### Most Points

Game: 46, John Spence vs. Redlands, 1/6/93  
 Season: 659, Tim Rapp, 1990-91  
 Per Game Avg., Season: 25.6, Matt Aune, '96-97  
 Career: 1930, Paul Trainer, 1971-75  
 Per Game Avg., Career: 20.7, Tim Rapp, 1987-91

#### Most Rebounds

Game: 22, Pete Henderson vs. Biola, 3/1/72  
 22, Mike Dabasinskas vs. Cal Baptist, 2/22/82  
 22, Mike Dabasinskas vs. Colo. Col., 12/29/84  
 Season: 315, Paul Trainer, 1972-73  
 Per Game Avg., Season: 12.6, Tyler Field, '97-98  
 Career: 1094, Paul Trainer, 1971-75  
 Per Game Avg., Career: 10.5, Paul Trainer, '71-75

#### Most Field Goals Made

Game: 18, John Spence vs. Redlands, 1/6/93  
 18, Tyler Field vs. Point Loma 12/18/97  
 Season: 251, Matt Aune, 1996-97  
 Career: 749, Paul Trainer, 1971-75

#### Best Field Goal Percentage

Game: 1.000, Tony Moore vs. Life Bib. (10-10), 12/6/75  
 1.000, Steve Kircher vs. LABC (10-10), 2/22/75  
 (Minimum of 10 attempts)  
 Season: .702, Rick Batt (144-205), 1990-91  
 (Minimum of 200 attempts)  
 Career: .653, Rick Batt (558-855), 1988-92  
 (Minimum of 500 attempts)

#### Most Three-Point Field Goals Made

Game: 9, Mike Thimgan vs. Clark, 12/27/96  
 Season: 83, Erik Johnson, 1993-94  
 Career: 252, Mike Wall, 1995-99

#### Most Free Throws Made

Game: 30, Rob Rittgers vs. Menlo, 1/16/88  
 (NCAA Record)  
 Season: 151, Tim Rapp, 1989-90  
 Career: 432, Paul Trainer, 1971-75  
 Consecutive: 31, Rob Rittgers, 1987-88  
 (Also holds official NCAA record for most points scored with no time elapsing from the clock: 24 pts.)

#### Best Free Throw Percentage

Game: 1.000, Rob Rittgers (30-30) vs. Menlo, 1/16/88 (NCAA Record)  
 Season: .899, Rob Rittgers (71-79), 1987-88  
 Career: .878, Steve Flint (137-156), 1982-84

#### Most Assists

Game: 17, Jim Smith vs. Occidental, 11/27/85  
 Season: 188, Bob Goodman, 1982-83  
 Career: 496, Darvin Jackson, 1988-92



### TEAM RECORDS

#### Most Points

Game: 146 vs. West Coast College, 12/19/79  
 Season: 2437, 1997-98

#### Most Points Allowed

Game: 120 vs. Redlands, 1/14/89  
 Season: 2382, 1979-80

#### Highest Winning Margin

Game: 93 vs. West Coast College, 12/19/79  
 Season: 14.0, 1991-92

#### Highest Points Per Game Average

Season: 97.5, 1997-98

#### Fewest Points Allowed

Game: 27 vs. Life Bible College, 12/6/75  
 Season: 1668, 1973-74

#### Most Field Goals Made

Game: 65 vs. West Coast College, 12/19/79  
 Season: 929, 1979-80

#### Best Field Goal Percentage

Game: .730 (27-37) vs. Menlo, 1/21/89  
 Season: .533 (864-1620), 1989-90

#### Most Three-Point Field Goals Made

Game: 22 vs. Christian Heritage, 11/26/94  
 22 vs. Menlo, 1/27/96  
 Season: 346, 1997-98

#### Best Three-Point Field Goal Percentage

Game: .636 (14-22) vs. UCSC, 2/1/97 (Min. 10 made)  
 Season: .432 (144-333), 1991-92 (Min. 300 attempts)

#### Most Free Throws Made

Game: 53 vs. Menlo, 1/16/88 (NCAA Record)  
 Season: 524, 1968-69

#### Best Free Throw Percentage

Game: .917 (33-36) vs. Fresno Pacific, 2/9/85  
 (Minimum of 25 attempts)  
 Season: .748 (481-643), 1986-87

#### Most Rebounds

Game: 80 vs. Dominican, 1/23/88  
 Season: 1147, 1979-80

#### Most Assists

Game: 48 vs. West Coast College, 12/19/79  
 Season: 626, 1979-80

#### Won-Loss Records

Most Wins, Season: 23, 1990-91  
 Best Winning Pct.: .852 (23-4) 1990-91  
 Longest Winning Streak: 17, 1991-92

**UCSD Athletics has a new home on the internet as UCSDTritons.com officially launched prior to the start of the 2005 season and will provide fans a whole new way of following their team. LIVESTATS will be available on the new homepage for all men's and women's soccer, men's and women's volleyball, men and women's basketball and softball home games this year. Point and Click your way to UCSDTritons.com to check out all of the new features that this first class website has to offer.**



### SINGLE GAME LEADERS

#### Minutes Played

50.....	Bob Goodman vs. Neb. Wes.....	1/8/82
49.....	Stan Hopper vs. Cal Baptist.....	1/20/79
48.....	Gordon McNeill vs. Menlo.....	12/1/89
47.....	Tim Rapp vs. Menlo.....	12/1/89
45.....	Andy Swindall vs. Whittier.....	12/19/92
45.....	Chris Moore vs. Whittier.....	12/19/92
45.....	M. Dabasinskas vs. FPC.....	1/23/82
45.....	Lee Brockett vs. Cal Baptist.....	1/20/79
43.....	Clint Allard vs. Cal Poly Pomona.....	1/21/06

#### Total Points

46.....	John Spence vs. Redlands.....	1/6/93
43.....	John Thomas vs. Stanislaus.....	1966-67
42.....	Tim Rapp vs. CSUSB.....	2/16/90
41.....	Matt Aune vs. Clark.....	12/27/96
41.....	Chris Moore vs. Bethany.....	1/16/93
40.....	Tyler Field vs. Point Loma.....	12/18/97
40.....	Mike Thimgan vs. Clark.....	12/27/96
40.....	Tim Rapp vs. Claremont.....	2/1/91
40.....	Greg Kamansky vs. CCI.....	1/16/86
38.....	Matt Aune vs. Claremont.....	11/22/96
38.....	Rick Batt vs. CSUSB.....	2/3/89
38.....	Brian Todd vs. CSUDH.....	2/17/71

#### Field Goals Made

18.....	Tyler Field vs. Point Loma.....	12/18/97
18.....	John Spence vs. Redlands.....	1/6/93
16.....	Matt Aune vs. Claremont.....	11/22/96
16.....	Chris Moore vs. CHC.....	2/4/92
16.....	Rick Batt vs. CSUSB.....	2/3/89
16.....	Greg Kamansky vs. CSUSB.....	2/22/86
15.....	Several Players Tied	

#### Field Goals Attempted

32.....	Tim Rapp vs. Otterbein.....	3/8/91
31.....	Tim Rapp vs. Claremont.....	2/1/91
28.....	Tom Wight vs. LABC.....	2/9/82
27.....	Matt Aune vs. Clark.....	12/27/96
27.....	Tim Rapp vs. CHC.....	11/24/90
26.....	Chris Moore vs. Point Loma.....	1/21/93
26.....	Tim Rapp vs. Master's.....	12/15/90

#### Field Goal Pct.

(Minimum of 10 attempts)

10-10 ..	Steve Kircher vs. LABC.....	2/22/75
10-10 ..	Tony Moore vs. Life Bible.....	12/6/75
13-14 ..	Lee Brockett vs. Westmont.....	1/5/79
10-11 ..	Tom Wight vs. UCR.....	1/12/82
10-11 ..	Stan Hopper vs. Sonoma St.....	2/24/79
10-11 ..	Nick Christensen vs. SFSU.....	12/15/00

#### 3-Point Field Goals Made

9.....	Mike Thimgan vs. Clark.....	12/27/96
8.....	Robby Peters vs. Chico State.....	2/10/06
8.....	Michael Martin vs. Coe.....	12/31/99
7.....	Mike Wall vs. Oxy.....	12/5/98
7.....	Mike Wall vs. Master's.....	2/8/97
7.....	Tim Rapp vs. Master's.....	12/15/90

#### 3-Point Field Goals Attempted

15.....	Cole Miller vs. CSUDH.....	1/20/01
15.....	Mike Thimgan vs. Clark.....	12/27/96
14.....	Tim Rapp vs. Master's.....	12/15/90
13.....	Sam Higgins vs. Chico St.....	2/2/01
13.....	Sam Higgins vs. Dominican IL.....	1/8/00
13.....	Sam Higgins vs. CBU.....	12/16/98
13.....	Mike Wall vs. CHC.....	1/23/98
13.....	Mike Thimgan vs. CHC.....	11/30/96
13.....	Rob Rittgers vs. CSUSB.....	2/5/88
13.....	Todd Benatar vs. Buena Vista.....	12/1/94

#### 3-Point Field Goal Percentage

(Minimum of five attempts)

5-5 .....	Chris Moore vs. Dominican.....	1/22/93
7-8 .....	Mike Wall vs. Oxy.....	12/5/98
6-7 .....	Erik Johnson vs. Oxy.....	12/31/93
6-7 .....	Sam Higgins vs. Bakersfield.....	1/5/01
5-6 .....	Nick Maroutsos vs. ULV.....	11/20/98
5-6 .....	Adam Libby vs. Whittier.....	1/3/98
5-6 .....	Nick Maroutsos vs. Menlo.....	1/31/97
5-6 .....	Mike Thimgan vs. CLU.....	12/22/96
5-6 .....	Tim Rapp vs. SJ Bible.....	11/25/88
5-6 .....	Tim Rapp vs. Oxy.....	11/27/87

#### Free Throws Made

30.....	Rob Rittgers vs. Menlo.....	1/16/88
17.....	Tim Rapp vs. CSUSB.....	2/16/90
15.....	Jon LeLevier vs. CBC.....	1/5/71
14.....	Gary Haynes vs. Sonoma St.....	12/1/79
13.....	Sam Higgins vs. UCSC.....	2/19/00
13.....	Tyler Field vs. CHC.....	2/21/98
13.....	Gary Haynes vs. CSUS.....	12/6/80

#### Free Throws Attempted

30.....	Rob Rittgers vs. Menlo.....	1/16/88
21.....	Matt Aune vs. CHC.....	11/30/96
20.....	Tyler Field vs. ULV.....	12/29/97
19.....	Tyler Field vs. CHC.....	2/21/98
19.....	Tim Rapp vs. CSUSB.....	2/16/90
19.....	Jon LeLevier vs. CBC.....	1/5/71

#### Free Throw Percentage

(Minimum of 12 attempts)

30-30 ..	Rob Rittgers vs. Menlo.....	1/16/88
13-13 ..	Gary Haynes vs. CSUS.....	12/6/80
12-12 ..	Darvin Jackson vs. CMS.....	11/28/89
12-12 ..	Dan Troy vs. Elmhurst.....	12/30/88
12-12 ..	Randy Bennett vs. FPC.....	2/9/85
12-12 ..	Greg Kamansky vs. CMS.....	1/12/85

#### Offensive Rebounds

11.....	Rick Batt vs. CSUSB.....	2/3/89
11.....	Mark Barreca vs. Geo Fox.....	12/19/84
10.....	Tyler Field vs. CHC.....	2/21/98
10.....	Tyler Field vs. Mid Lutheran.....	12/27/97
10.....	Matt Aune vs. Chapman.....	1/11/95
9.....	Tyler Field vs. PLNC.....	1/9/98
9.....	Tyler Field vs. CLU.....	12/20/97
9.....	Matt Aune vs. Gustavus.....	12/31/96

#### Defensive Rebounds

15.....	M. Dabasinskas vs. CC.....	12/29/84
15.....	M. Dabasinskas vs. FPC.....	1/23/82
15.....	Paul Trainer vs. PLNC.....	1/18/75
14.....	M. Dabasinskas vs. SCC.....	1/28/82
13.....	Tyler Field vs. PCC.....	2/7/98
13.....	Matt Aune vs. CLU.....	12/22/96
13.....	Andy Jedynek vs. CLU.....	2/15/86
13.....	M. Dabasinskas vs. PLNC.....	1/18/82

#### Total Rebounds

22.....	M. Dabasinskas vs. CC.....	12/29/84
22.....	M. Dabasinskas vs. CBC.....	2/22/82
22.....	Pete Henderson vs. Biola.....	3/1/72
21.....	Paul Trainer vs. PCC.....	1/16/73
20.....	Tyler Field vs. CLU.....	12/20/97
20.....	Matt Aune vs. CLU.....	12/22/96
19.....	Tyler Field vs. CHC.....	2/21/98
19.....	Mark Wilson vs. CC Haw.....	12/19/70

#### Assists

17.....	Jim Smith vs. Oxy.....	11/27/85
14.....	Rodney Lusain vs. Bethany.....	1/16/93
14.....	Randy Bennett vs. W. Bap.....	12/18/84
13.....	Adam Libby vs. Menlo.....	2/28/98
13.....	Adam Libby vs. Whittier.....	1/3/98
13.....	Darvin Jackson vs. CHC.....	2/4/92
13.....	Bob Goodman vs. Neb. Wes.....	1/8/82
13.....	Rodney Lusain vs. Chapman.....	2/4/95
13.....	Mallory Mitchell vs. LABC.....	2/22/75

#### Blocked Shots

6.....	John Spence vs. CLU.....	12/21/93
6.....	Tom Wight vs. MN-Duluth.....	12/28/81
4.....	John Spence vs. Chapman.....	1/16/98
4.....	John Spence vs. Bethany.....	2/7/92
4.....	Gordon McNeill vs. Whittier.....	2/12/91
4.....	Mark Barreca vs. Oxy.....	11/20/84

#### Steals

10.....	Rodney Lusain vs. CHC.....	1/25/94
8.....	Michael Martin vs. CLU.....	11/23/99
8.....	Rodney Lusain vs. Dominican.....	2/13/93
8.....	Chris Moore vs. UCSC.....	2/5/93
8.....	Darvin Jackson vs. CMS.....	2/1/91
7.....	Ron Hicks vs. PLNC.....	2/4/83
7.....	Tom Wight vs. Neb. Wes.....	1/8/82



*Mike Thimgan set a single-game record for 3-point baskets made, burying nine on December 27, 1996 against Clark.*

# RECORD BOOK



## 2006-07 UC SAN DIEGO MEN'S BASKETBALL

### SINGLE SEASON LEADERS

#### Games Played

1. Sherman Johnson (79-80).....	30
1. Stan Hopper (79-80).....	30
1. Kevin Douglas (79-80).....	30
1. Kevin Flaig (79-80).....	30
1. Nate Forte (79-80).....	30

#### Minutes Played

1. Tim Rapp (89-90).....	923
2. Tom Wight (81-82).....	918
3. Clint Allard (05-06).....	896
4. John Saintignon (86-87).....	895
5. Bob Goodman (81-82).....	871

#### Total Points

1. Tim Rapp (90-91).....	659
2. Tim Rapp (89-90).....	646
3. Matt Aune (96-97).....	615
4. Chris Moore (92-93).....	577
5. Tom Wight (81-82).....	566

#### Field Goals Made

1. Matt Aune (96-97).....	251
2. Tom Wight (81-82).....	237
3. Tim Rapp (89-90).....	230
4. Tim Rapp (90-91).....	227
5. Chris Moore (92-93).....	206
5. Matt Aune (95-96).....	206

#### Field Goals Attempted

1. Tim Rapp (90-91).....	492
2. Tom Wight (81-82).....	476
3. Tim Rapp (89-90).....	455
4. Matt Aune (96-97).....	420
5. Greg Kamansky (86-87).....	419

#### Field Goal Percentage

(Minimum of five made per game)

1. Rick Batt (90-91).....	702
2. Rick Batt (89-90).....	663
3. Rick Batt (91-92).....	646
4. Tyler Field (97-98).....	614
5. Brian Backens (85-86).....	600

#### 3-Point Field Goals Made

1. Erik Johnson (93-94).....	83
2. Mike Thimgan (96-97).....	75
3. Robby Peters (05-06).....	73
Nick Maroutsos (96-97).....	73
5. Ryan Swed (01-02).....	72

#### 3-Point Field Goals Attempted

1. Erik Johnson (93-94).....	186
2. Robby Peters (05-06).....	183
3. Ryan Swed (01-02).....	179
4. Sean Crawford (02-03).....	178
5. Sam Higgins (99-00 & 00-01).....	177

#### 3-Point Field Goal Percentage

(Minimum of one made per game)

1. Chris Moore (92-93).....	486
2. Joel Foote (98-99).....	479
3. Nick Maroutsos (96-97).....	477
4. Rodney Lusain (91-92).....	475
5. Sam Higgins (97-98).....	456

#### Free Throws Made

1. Tim Rapp (89-90).....	151
2. Paul Trainer (71-72).....	147
3. Tim Rapp (90-91).....	143
4. Brian Todd (70-71).....	139
5. Brian Backens (86-87).....	113
5. Chris Moore (92-93).....	113

#### Free Throws Attempted

1. Matt Aune (96-97).....	239
2. Tim Rapp (89-90).....	203
3. Tim Rapp (90-91).....	192
4. Paul Trainer (71-72).....	190
5. Tyler Field (97-98).....	187

#### Free Throw Percentage

(Minimum of 2.5 made per game)

1. Rob Rittgers (87-88).....	899
2. Brian Backens (86-87).....	897
3. Steve Flint (83-84).....	889
4. Steve Kircher (74-75).....	873
5. Brandon Nixon (84-85).....	857

#### Offensive Rebounds

1. Matt Aune (96-97).....	111
2. Tyler Field (97-98).....	99
2. Matt Aune (94-95).....	99
4. Matt Aune (93-94).....	97
5. Mark Barreca (83-84).....	90

#### Defensive Rebounds

1. Matt Aune (96-97).....	173
2. Matt Aune (95-96).....	162
3. Mike Dabaskins (81-82).....	152
4. Tyler Field (97-98).....	140
4. Rick Batt (89-90).....	140

#### Total Rebounds

1. Paul Trainer (72-73).....	315
2. Matt Aune (96-97).....	284
3. Paul Trainer (71-72).....	272
4. Pete Henderson (72-73).....	261
5. Paul Trainer (73-74).....	260

#### Assists

1. Bob Goodman (82-83).....	188
2. Rodney Lusain (93-94).....	178
3. Jim Smith (85-86).....	172
4. Darvin Jackson (91-92).....	170
5. Rodney Lusain (92-93).....	163

#### Blocked Shots

1. John Spence (92-93).....	36
2. John Spence (91-92).....	35
3. Andy Jedynak (86-87).....	27
4. Adam Snyder (02-03).....	23
5. Gordon McNeill (90-91).....	21

#### Steals


1. Rodney Lusain (92-93).....	97
2. Rodney Lusain (93-94).....	96
3. Bob Goodman (81-82).....	79
4. Darvin Jackson (90-91).....	69
5. Greg Kamansky (86-87).....	68



Clint Allard played 896 minutes during the 2005-06 season.



Robby Peters made 73 3-pointers during the 2005-06 season



Darvin Jackson dished out 170 assists during the 1991-92 season,



### ALL-TIME CAREER LEADERS

#### Scoring


Name	Points	G	Avg.
1. Paul Trainer (71-75)	1930	104	18.6
2. Matt Aune (93-97)	1780	100	17.8
3. Mike Wall (95-99)	1700	100	17.0
4. Greg Kamansky (83-87)	1588	104	15.3
5. Tim Rapp (87-91)	1556	75	20.7
6. Rick Batt (88-92)	1410	106	13.3
7. Chris Moore (89-93)	1377	106	13.0
8. Sam Higgins (97-01)	1161	92	12.6
9. Gordon McNeill (87-91)	1011	99	10.2
10. Brian Backens (85-87)	976	52	18.8
11. Lee Brockett (76-79)	932	65	14.3
12. Nick Christensen (98-02)	926	106	8.7
13. Brandon Nixon (82-85)	915	77	11.9
14. John Spence (89-93)	858	89	9.6
15. Mark Barreca (81-85)	848	86	9.9



*Matt Aune ranks second all-time at UCSD in both scoring and rebounding.*

#### Rebounds

Name	RBs	G	Avg.
1. Paul Trainer (71-75)	1094	104	10.5
2. Matt Aune (93-97)	972	100	9.7
3. Rick Batt (88-92)	750	106	7.1
4. Andy Jedynak (84-88)	629	99	6.4
5. Mike Wall (95-99)	628	100	6.3
6. Mike Dabasinskas (81-85)	625	87	7.2
7. Mark Barreca (81-85)	562	86	6.5
8. Chris Moore (89-93)	558	106	5.3
9. Gordon McNeill (87-91)	510	99	5.1
10. Lee Brockett (76-79)	497	65	7.6
11. Mark Sebek (94-98)	462	91	5.1
12. Pete Henderson (71-73)	451	52	8.7
13. Bob Frazier (76-79)	447	83	5.4
14. Mark Wilson (69-71)	445	53	8.4
15. Sherman Johnson (79-81)	392	55	7.1



*Tim Rapp averaged 20.7 points per game during his four-year career.*

#### Assists

Name	Assists	G	Avg.
1. Darvin Jackson (88-92)	496	100	5.0
2. Rodney Lusain (90-94)	425	99	4.3
3. Adam Libby (95-99)	334	77	4.3
4. Mark Sebek (94-98)	308	91	3.4
5. Bob Goodman (81-83)	305	50	6.1
6. Mallory Mitchell (74-76)	267	50	5.3
7. Mike Wall (95-99)	249	100	2.5
8. Nick Christensen (98-02)	248	106	2.3
9. Greg Kamansky (83-87)	246	104	2.4
10. Steve Kircher (73-75)	244	47	5.2
11. Jon LeLevier (70-73)	242	73	3.3
12. Bart Bradley (74-78)	235	49	4.8
13. Brandon Nixon (82-85)	223	77	2.9



*Mike Wall finished his stellar career at UCSD ranked third in all-time point and fifth in all-time rebounds.*

#### Scoring Average

Name	Avg.	G	Pts.
1. Tim Rapp (87-91)	20.7	75	1556
2. Brian Backens (85-87)	18.8	52	976
3. Paul Trainer (71-75)	18.6	104	1930
4. Matt Aune (93-97)	17.8	100	1780
6. Mike Wall (95-99)	17.0	100	1700
5. Bob Goodman (81-83)	16.5	50	825
7. Ed Babiuch (68-70)	15.7	52	816
8. Greg Kamansky (83-87)	15.3	104	1588
9. Gary Haynes (79-81)	14.9	48	714
10. Lee Brockett (76-79)	14.3	65	932
11. Brian Todd (68-71)	14.2	58	825
12. Mike Thimgan (95-97)	13.9	50	696
13. Dave Wright (70-72)	13.7	52	713
14. Rick Batt (88-92)	13.3	106	1410
15. Mallory Mitchell (74-76)	13.0	50	652

#### Rebounding Average

Name	Avg.	G	RBs
1. Paul Trainer (71-75)	10.5	104	1094
2. Matt Aune (93-97)	9.7	100	972
3. Pete Henderson (71-73)	8.7	52	451
4. Mark Wilson (69-71)	8.4	53	445
5. Lee Brockett (76-79)	7.6	65	497
6. Mike Dabasinskas (81-85)	7.2	87	625
7. Sherman Johnson (79-81)	7.1	55	392
8. Rick Batt (88-92)	7.1	106	750
9. Mark Barreca (81-85)	6.5	86	562
10. Ahmad Russ (98-00)	6.4	49	314
11. Andy Jedynak (84-88)	6.4	99	629
12. Mike Wall (95-99)	6.3	100	628
13. Gary Haynes (79-81)	6.2	48	299
14. Ed Babiuch (68-70)	6.2	52	320
15. Brian Todd (68-71)	5.7	58	333

#### Assists Average

Name	Avg.	G	Asst.
1. Bob Goodman (81-83)	6.1	50	305
2. Mallory Mitchell (74-76)	5.3	50	267
3. Steve Kircher (73-75)	5.2	47	244
4. Darvin Jackson (88-92)	5.0	100	496
5. Bart Bradley (74-78)	4.8	49	235
6. Adam Libby (95-99)	4.3	77	334
7. Rodney Lusain (90-94)	4.3	99	425
8. Randy Bennett (83-85)	4.2	52	216
9. Dan Troy (87-89)	3.6	51	186
10. Ken Melvin (74-77)	3.6	48	172
11. Mark Sebek (94-98)	3.4	91	308
12. George Calhoun (73-75)	3.4	48	165





# RECORD BOOK

## 2006-07 UC SAN DIEGO MEN'S BASKETBALL

### UCSD CAREER RECORDS - NCAA D-II NUMBERS ONLY

Steals average (minimum 5 games)		
1.3	Nick CHRISTENSEN (56 games)	2000-02
1.2	Henry PATTERSON (29 games)	2005-07
1.1	Hassan BASSIRI (26 games)	2001-02
1.1	Parker BERLING (54 games)	2003-05
1.1	Clint ALLARD (55 games)	2004-07
1.0	Michael MARTIN (23 games)	2000-01
1.0	Odiogh ODIYE (54 games)	2004-06
1.0	Adam REINKING (27 games)	2003-04
0.9	Kyle MOYNEUR (64 games)	2000-03
0.9	Brandon FRANCIS (27 games)	2003-04

Games started		
94	Cameron JACKSON	2000-04
56	Nick CHRISTENSEN	2000-02
55	Ryan SWED	2000-02
50	Odiogh ODIYE	2004-06
47	Clint ALLARD	2004-07
44	Andrew HATCH	2004-07
43	Jordan WATKINS	2001-03
33	Matthew SWEANY	2002-04
33	Parker BERLING	2003-05
32	Jody WOODS	2001-03

Minutes average		
29.7	Nick CHRISTENSEN (56 games)	2000-02
29.2	Adam REINKING (27 games)	2003-04
28.9	Clint ALLARD (55 games)	2004-07
28.3	Sam HIGGINS (27 games)	2000-01
27.9	Andrew HATCH (51 games)	2004-07
27.8	Ryan SWED (55 games)	2000-02
27.5	Matthew SWEANY (49 games)	2002-04
27.0	Cole MILLER (26 games)	2000-01
26.8	Brandon FRANCIS (27 games)	2003-04
26.8	Sean CRAWFORD (27 games)	2002-03

### PARTICIPATION (CAREER)

Games played		
103	Cameron JACKSON	2000-04
83	Robby PETERS	2003-07
73	Ryan RIKANSRUD	2000-03
71	C.J. DUFFAUT	2000-03
64	Kyle MOYNEUR	2000-03
57	Michael ROBERTS	2000-03
56	Nick CHRISTENSEN	2000-02
55	Ryan SWED	2000-02
55	Clint ALLARD	2004-07
54	Parker BERLING	2003-05

Minutes		
2575	Cameron JACKSON	2000-04
1782	Robby PETERS	2003-07
1664	Nick CHRISTENSEN	2000-02
1587	Clint ALLARD	2004-07
1531	Ryan SWED	2000-02
1425	Andrew HATCH	2004-07
1374	Parker BERLING	2003-05
1347	Matthew SWEANY	2002-04
1305	Jordan WATKINS	2001-03
1227	C.J. DUFFAUT	2000-03

### UCSD SINGLE SEASON RECORDS - NCAA D-II NUMBERS ONLY

#### SCORING (SEASON)

Points		
360	Matthew SWEANY (27 games)	2003-04
353	Brandon FRANCIS (27 games)	2003-04
351	Henry PATTERSON (29 games)	2005-06
349	Sean CRAWFORD (27 games)	2002-03
331	Sam HIGGINS (27 games)	2000-01
299	Clint ALLARD (29 games)	2005-06
294	Ryan SWED (28 games)	2001-02
284	Jody WOODS (29 games)	2001-02
281	Adam REINKING (27 games)	2003-04
281	Nick CHRISTENSEN (27 games)	2000-01

Scoring average (minimum 5 games)		
13.3	Matthew SWEANY (27 games)	2003-04
13.3	Jesse BOYD (18 games)	2003-04
13.1	Brandon FRANCIS (27 games)	2003-04
12.9	Sean CRAWFORD (27 games)	2002-03
12.3	Sam HIGGINS (27 games)	2000-01
12.1	Henry PATTERSON (29 games)	2005-06
11.2	Jordan WATKINS (24 games)	2002-03
10.6	Cole MILLER (26 games)	2000-01
10.5	Ryan SWED (28 games)	2001-02
10.4	Adam REINKING (27 games)	2003-04

#### FIELD GOALS (SEASON)

Field goals made		
136	Henry PATTERSON (29 games)	2005-06
126	Matthew SWEANY (27 games)	2003-04
116	Brandon FRANCIS (27 games)	2003-04
113	Adam REINKING (27 games)	2003-04
109	Jordan WATKINS (24 games)	2002-03
107	Sean CRAWFORD (27 games)	2002-03
102	Sam HIGGINS (27 games)	2000-01
99	Nick CHRISTENSEN (29 games)	2001-02
99	Jody WOODS (29 games)	2001-02
99	Jesse BOYD (18 games)	2003-04

Field goals attempted		
295	Matthew SWEANY (27 games)	2003-04
288	Sean CRAWFORD (27 games)	2002-03
274	Brandon FRANCIS (27 games)	2003-04
257	Sam HIGGINS (27 games)	2000-01
245	Ryan SWED (28 games)	2001-02
235	Jordan WATKINS (24 games)	2002-03

234	Henry PATTERSON (29 games)	2005-06
232	Jody WOODS (29 games)	2001-02
227	Nick CHRISTENSEN (29 games)	2001-02
222	Cole MILLER (26 games)	2000-01
Field goal percentage (minimum 5 made)		
.720	Adam SNYDER (18-25)	2003-04
.581	Henry PATTERSON (136-234)	2005-06
.565	Evan DEMKIW (26-46)	2005-06
.548	A.J. MAULHARDT (17-31)	2005-06
.540	David RETZLAFF (27-50)	2004-05
.528	Adam REINKING (113-214)	2003-04
.516	Jesse BOYD (99-192)	2003-04
.514	Nick CHRISTENSEN (94-183)	2000-01
.500	Kyle MOYNEUR (15-30)	2000-01
.493	Joey TOBONI (37-75)	2004-05

#### 3-POINT FIELD GOALS (SEASON)

3-point field goals made		
73	Robby PETERS (29 games)	2005-06
72	Ryan SWED (28 games)	2001-02
70	Brandon FRANCIS (27 games)	2003-04
65	Sam HIGGINS (27 games)	2000-01
61	Sean CRAWFORD (27 games)	2002-03
60	Robby PETERS (27 games)	2004-05
60	Matthew SWEANY (27 games)	2003-04
57	Cole MILLER (26 games)	2000-01
47	Robby PETERS (27 games)	2003-04
40	Ryan RIKANSRUD (26 games)	2001-02

3-point field goals attempted		
184	Brandon FRANCIS (27 games)	2003-04
183	Robby PETERS (29 games)	2005-06
179	Ryan SWED (28 games)	2001-02
178	Sean CRAWFORD (27 games)	2002-03
177	Sam HIGGINS (27 games)	2000-01
154	Robby PETERS (27 games)	2004-05
151	Cole MILLER (26 games)	2000-01
141	Matthew SWEANY (27 games)	2003-04
124	Robby PETERS (27 games)	2003-04
117	Nick CHRISTENSEN (29 games)	2001-02

3-point FG percentage (minimum 5 made)		
.636	David RETZLAFF (7-11)	2004-05
.440	Zach ZANOLLI (11-25)	2003-04

.432	Darryll LAWLOR (16-37)	2005-06
.426	Matthew SWEANY (60-141)	2003-04
.422	Clint ALLARD (27-64)	2004-05
.412	Kyle MOYNEUR (7-17)	2000-01
.409	Derek MCDOUGALL (9-22)	2001-02
.402	Ryan SWED (72-179)	2001-02
.399	Robby PETERS (73-183)	2005-06
.390	Robby PETERS (60-154)	2004-05

#### FREE THROWS (SEASON)

Free throws made		
101	Parker BERLING (27 games)	2004-05
100	Clint ALLARD (29 games)	2005-06
87	Parker BERLING (27 games)	2003-04
79	Henry PATTERSON (29 games)	2005-06
74	Sean CRAWFORD (27 games)	2002-03
73	Jody WOODS (29 games)	2001-02
66	Jordan WATKINS (29 games)	2001-02
64	C.J. DUFFAUT (27 games)	2002-03
62	Sam HIGGINS (27 games)	2000-01
58	Nick CHRISTENSEN (27 games)	2000-01

Free throws attempted		
129	Henry PATTERSON (29 games)	2005-06
129	Parker BERLING (27 games)	2004-05
127	Clint ALLARD (29 games)	2005-06
114	Parker BERLING (27 games)	2003-04
111	Jordan WATKINS (29 games)	2001-02
107	Jody WOODS (29 games)	2001-02
90	Sean CRAWFORD (27 games)	2002-03
86	C.J. DUFFAUT (27 games)	2002-03
84	Sam HIGGINS (27 games)	2000-01
83	Andrew HATCH (27 games)	2004-05

Free throw percentage (minimum 5 made)		
.889	Zach ZANOLLI (8-9)	2002-03
.852	Michael MARTIN (23-27)	2000-01
.833	Derek MCDOUGALL (5-6)	2001-02
.828	Matthew SWEANY (24-29)	2002-03
.822	Sean CRAWFORD (74-90)	2002-03
.810	Zach ZANOLLI (17-21)	2003-04
.800	Michael ROBERTS (12-15)	2000-01
.797	Clint ALLARD (51-64)	2004-05
.787	Clint ALLARD (100-127)	2005-06
.783	Parker BERLING (101-129)	2004-05



# RECORD BOOK



## 2006-07 UC SAN DIEGO MEN'S BASKETBALL

### UCSD SINGLE SEASON RECORDS - NCAA D-II NUMBERS ONLY

#### REBOUNDS (SEASON)

169	Jody WOODS (53o-116d)	2001-02
144	Jordan WATKINS (73o-71d)	2001-02
140	Ryan SWED (34o-106d)	2001-02
138	Jordan WATKINS (59o-79d)	2002-03
137	Kyle MOYNEUR (45o-92d)	2002-03
135	Adam SNYDER (45o-90d)	2002-03
131	Matthew SWEANY (26o-105d)	2003-04
131	C.J. DUFFAUT (59o-72d)	2002-03
128	Sam HIGGINS (31o-97d)	2000-01
122	Adam REINKING (50o-72d)	2003-04

#### Rebounding average (minimum 5 games)

5.8	Jody WOODS (29 games)	2001-02
5.8	Jordan WATKINS (24 games)	2002-03
5.2	Jesse BOYD (18 games)	2003-04
5.1	Kyle MOYNEUR (27 games)	2002-03
5.0	Ryan SWED (28 games)	2001-02
5.0	Adam SNYDER (27 games)	2002-03
5.0	Jordan WATKINS (29 games)	2001-02
4.9	Matthew SWEANY (27 games)	2003-04
4.9	C.J. DUFFAUT (27 games)	2002-03
4.7	Sam HIGGINS (27 games)	2000-01

#### ASSISTS (SEASON)

119	Clint ALLARD	2005-06
79	Cameron JACKSON	2002-03
74	Adam REINKING	2003-04
72	Cameron JACKSON	2000-01
67	Parker BERLING	2003-04
66	Nick CHRISTENSEN	2001-02
64	Andrew HATCH	2004-05
64	Nick CHRISTENSEN	2000-01
63	Matthew SWEANY	2003-04
61	Mark LEWKOWITZ	2004-05

#### Assists average (minimum 5 games)

4.1	Clint ALLARD (29 games)	2005-06
2.9	Cameron JACKSON (27 games)	2002-03
2.7	Adam REINKING (27 games)	2003-04
2.7	Cameron JACKSON (27 games)	2000-01
2.6	Cameron JACKSON (23 games)	2001-02
2.5	Parker BERLING (27 games)	2003-04
2.4	Andrew HATCH (27 games)	2004-05
2.4	Nick CHRISTENSEN (27 games)	2000-01
2.3	Andrew HATCH (24 games)	2005-06
2.3	Matthew SWEANY (27 games)	2003-04

#### BLOCKED SHOTS (SEASON)

23	Adam SNYDER	2002-03
19	Parker BERLING	2004-05
17	Cole MILLER	2000-01
16	Odiogh ODIYE	2005-06
13	Jesse BOYD	2003-04
12	Nick CHRISTENSEN	2001-02
12	Jordan WATKINS	2001-02
11	Parker BERLING	2003-04
9	Nick CHRISTENSEN	2000-01
9	Adam REINKING	2003-04

#### Blocked shots average (minimum 5 games)

0.9	Adam SNYDER (27 games)	2002-03
0.7	Jesse BOYD (18 games)	2003-04
0.7	Parker BERLING (27 games)	2004-05
0.7	Cole MILLER (26 games)	2000-01
0.6	Odiogh ODIYE (29 games)	2005-06
0.4	Nick CHRISTENSEN (29 games)	2001-02
0.4	Jordan WATKINS (29 games)	2001-02
0.4	Parker BERLING (27 games)	2003-04
0.3	Nick CHRISTENSEN (27 games)	2000-01
0.3	Adam REINKING (27 games)	2003-04

#### STEALS (SEASON)

39	Nick CHRISTENSEN	2001-02
37	Kyle MOYNEUR	2002-03
36	Henry PATTERSON	2005-06
33	Parker BERLING	2003-04
33	Clint ALLARD	2004-05
33	Nick CHRISTENSEN	2000-01
31	Jordan WATKINS	2001-02
28	Hassan BASSIRI	2001-02
28	Matthew SWEANY	2003-04
28	Odiogh ODIYE	2004-05

#### Steals average (minimum 5 games)

1.4	Kyle MOYNEUR (27 games)	2002-03
1.3	Nick CHRISTENSEN (29 games)	2001-02
1.3	Clint ALLARD (26 games)	2004-05
1.2	Henry PATTERSON (29 games)	2005-06
1.2	Parker BERLING (27 games)	2003-04
1.2	Nick CHRISTENSEN (27 games)	2000-01
1.1	Odiogh ODIYE (25 games)	2004-05
1.1	Hassan BASSIRI (26 games)	2001-02
1.1	Jordan WATKINS (29 games)	2001-02
1.0	Michael MARTIN (23 games)	2000-01

#### PARTICIPATION (SEASON)

Games played		
29	Henry PATTERSON	2005-06
29	Robby PETERS	2005-06
29	Darryll LAWLOR	2005-06
29	Jody WOODS	2001-02
29	C.J. DUFFAUT	2001-02
29	Shane POPPEN	2005-06
29	Clint ALLARD	2005-06
29	Jordan WATKINS	2001-02
29	Nick CHRISTENSEN	2001-02
29	Odiogh ODIYE	2005-06

#### Games started

29	Jody WOODS	2001-02
29	Nick CHRISTENSEN	2001-02
29	Clint ALLARD	2005-06
28	Ryan SWED	2001-02
28	Odiogh ODIYE	2005-06
27	Henry PATTERSON	2005-06
27	Nick CHRISTENSEN	2000-01
27	Ryan SWED	2000-01
27	Cameron JACKSON	2000-01
27	Sam HIGGINS	2000-01

#### Minutes

896	Clint ALLARD	2005-06
870	Matthew SWEANY	2003-04
866	Nick CHRISTENSEN	2001-02
798	Nick CHRISTENSEN	2000-01
789	Adam REINKING	2003-04
788	Andrew HATCH	2004-05
777	Ryan SWED	2001-02
764	Sam HIGGINS	2000-01
754	Ryan SWED	2000-01
724	Sean CRAWFORD	2002-03

#### Minutes average

32.2	Matthew SWEANY (27 games)	2003-04
30.9	Clint ALLARD (29 games)	2005-06
29.9	Nick CHRISTENSEN (29 games)	2001-02
29.6	Nick CHRISTENSEN (27 games)	2000-01
29.2	Adam REINKING (27 games)	2003-04
29.2	Andrew HATCH (27 games)	2004-05
28.3	Sam HIGGINS (27 games)	2000-01
27.9	Ryan SWED (27 games)	2000-01
27.8	Ryan SWED (28 games)	2001-02
27.0	Cole MILLER (26 games)	2000-01







# RECORD BOOK

## 2006-07 UC SAN DIEGO MEN'S BASKETBALL

### SCORING CLUBS

#### 1000 Point Club

Paul Trainer.....	1930	1971-75
Matt Aune.....	1780	1993-97
Mike Wall.....	1700	1995-99
Greg Kamansky.....	1588	1983-87
Tim Rapp.....	1556	1987-91
Rick Batt.....	1410	1988-92
Chris Moore.....	1377	1989-93
Sam Higgins.....	1161	1997-01
Gordon McNeill.....	1011	1987-91

#### 900 Point Club

Brian Backens.....	976	1985-87
Lee Brockett.....	932	1976-79
Nick Christensen.....	926	1998-02
Brandon Nixon.....	915	1982-85

#### 800 Point Club

John Spence.....	858	1989-93
Mark Barreca.....	848	1981-85
Bob Goodman.....	825	1981-83
Brian Todd.....	825	1968-71
Adam Libby.....	823	1995-99
Stan Hopper.....	821	1977-80
Ed Babiuch.....	816	1968-70

#### 700 Point Club

Erik Johnson.....	775	1990-94
Rodney Lusain.....	746	1990-94
Mark Sebek.....	726	1994-98
Nick Maroutsos.....	724	1995-99
Bob Frazier.....	724	1976-79
Gary Haynes.....	714	1979-81
Dave Wright.....	713	1970-72
Andy Jedynak.....	701	1984-88

#### 600 Point Club

Mike Thimgan.....	676	1995-97
George Calhoun.....	668	1973-75
Kahlil Allen.....	649	1992-95
Sherman Johnson.....	646	1979-81
Jon LeLevier.....	644	1970-73
Cameron Jackson.....	642	2000-04
Robby Peterson.....	626	2003-06
Mike Dabasinskas.....	620	1981-85
Tyler Garratt.....	607	1997-99

#### 500 Point Club

Mallory Mitchell.....	595	1974-76
Tom Shawcroft.....	593	1988-91
Tom Wight.....	566	1981-82
Tom Omalev.....	560	1975-79
Andy Swindall.....	540	1989-93
Clint Allard.....	534	2004-06
Jordan Watkins.....	532	2001-03
Steve Flint.....	527	1982-84
Steve Kircher.....	523	1973-75
Darvin Jackson.....	522	1988-92
Kevin Douglas.....	521	1978-81
Bart Bradley.....	519	1975-78
Cole Miller.....	512	1996-01
Dana Bedard.....	507	1978-81

#### 400 Point Club

Kevin Stewart.....	496	1986-88
Matthew Sweaney.....	490	2002-04
Guy Dimonte.....	478	1968-70
Ken Melvin.....	474	1974-77
Lee Gardner.....	474	1975-77
Mark Wilson.....	465	1969-71
Joe Coit.....	465	1973-75
John Saintignon.....	458	1986-87
Ryan Swed.....	458	2000-02
Tyler Field.....	435	1997-98
Ahmad Russ.....	424	1998-00
Matt Minehan.....	423	1992-95
Nate Hantgin.....	419	1992-94
Dan Troy.....	418	1987-89
Bill Gerlach.....	409	1987-89

#### 300 Point Club

Jim Boyd.....	394	1968-70
Pete Henderson.....	391	1971-73
C.J. Duffaut.....	387	2000-03
Ryan Rikansrud.....	363	2000-03
Dave Kiefer.....	362	1968-69
Kirk Kramer.....	361	1987-89
Dave Gregory.....	356	1969-72
Brandon Francis.....	353	2003-04
Sean Crawford.....	349	2002-03
Henry Patterson.....	349	2005-06
Andrew Hatch.....	348	2004-06
Al Winters.....	340	1979-81
Scott Wright.....	335	1971-73
Mike Maross.....	335	1970-72
Steve Higgins.....	332	1972-74
Bill Reese.....	331	1984-86
Bob Desjardins.....	326	1968-69
Bryan Van Noy.....	328	1990-94
Mike Thimgan.....	317	1995-96
Andy Wagstaff.....	317	1986-88
Randy Bennett.....	310	1983-85
Gie Simpson.....	308	1972-73
Lyle Smith.....	305	1974-76
Scott Knudsen.....	305	1978-79
Adam Snyder.....	304	2002-04
Mark Dobransky.....	300	1975-76

#### TEAM SCORING MARKS

Pts.....	Opponent.....	Season
146.....	West Coast Christian.....	1979-80
138.....	Christian Heritage.....	1986-87
133.....	Dominican College.....	1987-88
127.....	University of Redlands.....	1992-93
126.....	Kean College (NJ).....	1989-90
124.....	Point Loma.....	1997-98
123.....	Dominican College.....	1987-88
122.....	Cal Tech University.....	1968-69
121.....	Menlo College.....	1997-98
121.....	Clark University (MA).....	1996-97
120.....	Point Loma.....	1997-98
118.....	Christian Heritage.....	1994-95
118.....	Pacific Christian College.....	1975-76

#### 30-Point Club

Pts. .	Scorer/Opponent.....	Season
46 ..	John Spence vs. Redlands.....	'92-93
43 ..	John Thomas vs. CSU Stanislaus.....	'66-67
42 ..	Tim Rapp vs. CSU San Bernardino.....	'89-90
41 ..	Matt Aune vs. Clark.....	'96-97
41 ..	Chris Moore vs. Bethany.....	'92-93
40 ..	Tyler Field vs. Point Loma.....	'97-98
40 ..	Mike Thimgan vs. Clark.....	'96-97
40 ..	Greg Kamansky vs. Christ College.....	'85-86
40 ..	Tim Rapp vs. Claremont.....	'90-91
38 ..	Matt Aune vs. Claremont.....	'96-97
38 ..	Rick Batt vs. CSU San Bernardino.....	'88-89
38 ..	Brian Todd vs. CSU Dominguez Hills.....	'70-71
37 ..	Tim Rapp vs. Otterbein.....	'90-91
36 ..	Chris Moore vs. Redlands.....	'92-93
36 ..	Tim Rapp vs. Whittier.....	'89-90
36 ..	Greg Kamansky vs. CSUSB.....	'85-86
35 ..	Chris Moore vs. Christian Heritage.....	'91-92
35 ..	Rick Batt vs. CSU San Bernardino.....	'89-90
35 ..	Tim Rapp vs. Occidental.....	'87-88
35 ..	Brian Backens vs. Wheaton.....	'86-87
35 ..	Paul Trainer vs. Northern Colorado.....	'71-72
34 ..	Chris Moore vs. Menlo.....	'92-93
34 ..	Tim Rapp vs. Point Loma Nazarene.....	'90-91
34 ..	Tim Rapp vs. Catholic University.....	'89-90
34 ..	Brandon Nixon vs. Colorado College.....	'84-85
34 ..	Brian Todd vs. California Lutheran.....	'70-71
33 ..	Tyler Field vs. UC Santa Cruz.....	'97-98
33 ..	Mike Wall vs. UC Santa Cruz.....	'97-98
33 ..	Matt Aune vs. UC Santa Cruz.....	'96-97
33 ..	John Spence vs. Dominican.....	'92-93
33 ..	Tim Rapp vs. Kean.....	'89-90
33 ..	Rob Rittgers vs. Menlo.....	'87-88
33 ..	Tom Wight vs. Cal Baptist.....	'81-82
33 ..	Paul Trainer vs. Pacific Christian.....	'74-75
32 ..	Mike Wall vs. Baker.....	'98-99
32 ..	Tyler Field vs. Midland Lutheran.....	'97-98
32 ..	Tyler Field vs. Robert Morris.....	'97-98
32 ..	Matt Aune vs. Savannah.....	'96-97
32 ..	Matt Aune vs. Cal Baptist.....	'96-97
32 ..	Chris Moore vs. Point Loma.....	'92-93
32 ..	Tim Rapp vs. The Master's College.....	'90-91
32 ..	Tim Rapp vs. Bethany Bible.....	'89-90
32 ..	Tim Rapp vs. Pomona-Pitzer.....	'89-90
32 ..	Brian Backens vs. Azusa Pacific.....	'86-87
32 ..	Greg Kamansky vs. Whittier.....	'86-87
32 ..	Lee Brockett vs. USD.....	'78-79
32 ..	Ed Babiuch vs. L.A. Baptist.....	'69-70
31 ..	Parker Berling vs. Pomona-Pitzer.....	'04-05
31 ..	Mike Wall vs. Pomona-Pitzer.....	'97-98
31 ..	Mike Wall vs. The Master's College.....	'97-98
31 ..	Mike Wall vs. The Master's College.....	'96-97
31 ..	Matt Aune vs. Chapman.....	'95-96
31 ..	Mike Thimgan vs. Christian Heritage.....	'95-96
31 ..	Chris Moore vs. Haverford.....	'92-93
31 ..	Tim Rapp vs. U.S. International.....	'89-90
31 ..	Brian Backens vs. Occidental.....	'85-86
31 ..	Brian Backens vs. CSU San Bernardino.....	'86-87
31 ..	Bob Goodman vs. Southern Oregon.....	'82-83
31 ..	Bob Goodman vs. Western State.....	'81-82
31 ..	Gary Haynes vs. CSU Stanislaus.....	'80-81
30 ..	Mike Wall vs. Occidental.....	'98-99
30 ..	Tyler Field vs. California Lutheran.....	'97-98
30 ..	Chris Moore vs. Dominican.....	'92-93
30 ..	Chris Moore vs. Menlo.....	'92-93
30 ..	Tim Rapp vs. Menlo.....	'90-91
30 ..	Tim Rapp vs. Nazareth.....	'90-91
30 ..	Tim Rapp vs. Occidental.....	'90-91
30 ..	Tim Rapp vs. Menlo.....	'89-90
30 ..	Tim Rapp vs. CSU San Bernardino.....	'89-90
30 ..	Brian Backens vs. U.S. International.....	'86-87
30 ..	Tom Wight vs. UC Riverside.....	'81-82
30 ..	Gary Haynes vs. Occidental.....	'80-81
30 ..	Ken Melvin vs. Chapman.....	'76-77
30 ..	Mallory Mitchell vs. Central Iowa.....	'75-76
30 ..	Gie Simpson vs. California Lutheran.....	'72-73
30 ..	Dave Wright vs. CSU Hayward.....	'71-72



**RING OF HONOR**

The UC San Diego men's basketball team inducted the first three members into the Basketball Ring of Honor at its first annual alumni game on November 16, 1985. The Basketball Ring of Honor recognizes those who excelled at the highest level as a UCSD player or coach. All former Triton basketball players are considered five years after completion of eligibility and graduation. Coaches are eligible two years after their final season of service.

**Paul Trainer**  
**Center**  
**1971-75**

The all-time leading Triton scorer and rebounder with 1930 points and 1094 rebounds. Led the team in scoring and rebounding all four years he played. Averaged a record 10.5 rebounds over his career.

**Mallory Mitchell**  
**Guard**  
**1974-76**

In just two seasons, scored 595 points and dished out 267 assists. Averaged 5.3 assists per game, second best in UCSD history. Led the team in scoring and assists in 1975-76.

**Tom Wight**  
**Guard**  
**1981-82**

Played just one season after transferring from Cal. State-Fullerton. Scored 566 points, setting a record which stood for eight years and hit 237 field goals, a record for 14 years.

**Bob Goodman**  
**Guard**  
**1981-83**

Averaged a record 6.1 assists in two-year career after transferring from Loyola Marymount. Holds single-season assist record with 188 in 1982-83. Also led the team in scoring that season with 17.2 points per game.

**Brandon Nixon**  
**Guard**  
**1982-85**

Ranks 13th in scoring with 915 points and 12th in assists with 223. Led the team in scoring two of the three years he played. Scored a career-high 34 points in a 1985 game.

**Brian Backens**  
**Forward**  
**1985-87**

Averaged 18.8 points in two-year career. Ranks tenth in scoring with 976 points. Shot .600 from the floor in the 1985-86 season. Scored 30-plus points in five different games.

**Greg Kamansky**  
**Guard**  
**1983-87**

Fourth-leading scorer in Triton history with 1588 points. Averaged 15.3 points in 104 career games. Led the team in scoring two seasons. Also ranks eighth with 246 assists. Scored 40 points in one game.

**Gordon McNeill**  
**Forward**  
**1987-91**

Scored 1011 points (ninth on the all-time list) and pulled down 510 rebounds (ninth). Led the team in scoring in 1988-89, earning team MVP honors.

**Tim Rapp**  
**Guard**  
**1987-91**

Single-season scoring leader with 659 points in 1990-91. Also holds record for career scoring average with 20.7 points per game. Ranks fifth on the all-time scoring list with 1556 points. Two-time Triton MVP.

**Rick Batt**  
**Center**  
**1988-92**

Led the team in rebounding four consecutive seasons. Ranks sixth in career scoring with 1410 points and third in rebounding with 750. Holds records for FG percentage, .702 season and .653 career.

**Darvin Jackson**  
**Guard**  
**1988-92**

Three-time Defensive MVP who was the starting point guard for three NCAA playoff teams. Holds career record for assists with 496. Averaged 5.0 assists in career.

**Chris Moore**  
**Forward**  
**1989-93**


Ranks seventh in career scoring with 1377 points and eighth in rebounding with 558. Scored 41 points in one game. Twice led the team in scoring and earned MVP honors in 1993.

**Tom Marshall**  
**Head Coach**  
**1983-94**

Winningest coach in Triton history with 185-105 record in 11 seasons. Led the team to four NCAA Playoff berths and national rankings of 3rd ('92) and 4th ('91, '94).

**Matt Aune**  
**Center**  
**1993-97**

Ranks second in career scoring with 1780 points and second in rebounding with 972. Scored 41 points in one game. Led the team in rebounding all four years and twice in scoring. Three-time Team MVP.



*Matt Aune ranks second in both points scored and rebounds over his career at UCSD.*





# ALL-TIME SERIES RECORDS



## 2006-07 UC SAN DIEGO MEN'S BASKETBALL

OPPONENT	W	L	PCT
Alaska-Fairbanks, University of	1	2	.333
Alma College	1	0	1.000
Ambassador College	3	1	.750
Azusa Pacific University	9	18	.333
Baker University	1	0	1.000
Bethany College	6	2	.750
Biola University	4	9	.308
Boise State University	0	2	.000
Buena Vista College	1	0	1.000
California Baptist University	26	14	.650
California Institute of Technology	6	0	1.000
California Lutheran University	22	11	.667
Cal Poly Pomona	6	10	.375
Cal Poly	1	7	.125
California	0	4	.000
UC Davis	5	16	.238
UC Irvine	1	7	.125
UC Riverside	2	15	.118
UC Santa Cruz	24	5	.827
Cal State Bakersfield	1	13	.071
Cal State Dominguez Hills	14	8	.636
Cal State Hayward	1	2	.333
Cal State Los Angeles	7	7	.500
Cal State Monterey Bay	2	3	.400
Cal State Sacramento	0	1	.000
Cal State San Bernardino	11	17	.393
Cal State Stanislaus	8	13	.381
Carnegie-Mellon University	1	0	1.000
Catholic University	1	0	1.000
Calvin College (MI)	1	0	1.000
Central College	1	0	1.000
Chaminade University	1	2	.333
Chapman University	13	8	.619
Chico State University	6	8	.429
Christian Heritage College	11	13	.458
Church College of Hawaii	1	0	1.000
Claremont College	12	7	.632
Clark University (MA)	2	0	1.000
Coe College (IA)	0	1	.000
Colorado College	3	0	1.000
Concordia University (CA)	2	3	.400
Concordia University (TX)	1	0	1.000
Cornell College (IA)	1	0	1.000
Denver, University of	0	1	.000
Dominican College (CA)	12	0	1.000
Dominican University (IL)	0	1	.000
Eastern Washington University	0	1	.000
Elmhurst College	0	1	.000
Fort Lewis College	1	0	1.000
Fresno Pacific College	7	3	.700
Fresno State University	0	1	.000
George Fox College	0	1	.000
Gordon College	1	1	.500
Grand Canyon University	5	9	.357
Gustavus Adolphus College (MN)	1	0	1.000
Hamline University (MN)	2	0	1.000
Haverford College	1	0	1.000
Hawaii-Hilo, University of	3	3	.500
Holy Names College	2	1	.666
Hope International University	13	1	.929
Humboldt State University	0	3	.000
Idaho, The College of	0	1	.000
Idaho, University of	0	1	.000
John Carroll University	1	0	1.000
Kean College of New Jersey	1	0	1.000
La Verne, University of	19	9	.679
Lawrence University (WI)	0	1	.000
Lee College	0	1	.000
Lewis and Clark College	2	1	.667
Liberty University	0	1	.000
L.I.F.E. Bible College	6	0	1.000
Loyola Marymount University	1	0	1.000
MacMurray College	0	1	.000
Mesa State College	0	2	.000
The Master's College	16	5	.762

OPPONENT	W	L	PCT
Menlo College	21	9	.700
Midland Lutheran College (NE)	1	0	1.000
Millikin University	1	1	.500
Minnesota-Duluth, University of	0	1	.000
Montreat College	0	1	.000
Mount Senario College	1	0	1.000
Nazareth College	2	0	1.000
Nebraska Wesleyan University	1	1	.500
Nevada-Reno, University of	0	1	.000
New Orleans, University of	0	1	.000
Northern Arizona University	2	0	1.000
Northern Colorado, University of	1	0	1.000
Northwestern College of Iowa	1	0	1.000
Northwest Nazarene College	0	1	.000
Notre Dame, College of	3	2	.600
Occidental College	16	9	.640
Oregon Tech College	0	1	.000
Oregon, University of	0	1	.000
Oregon State University	0	2	.000
Otterbein College	0	1	.000
Pacific, University of the	0	1	.000
Point Loma Nazarene University	18	23	.439
Pomona-Pitzer College	21	10	.677
Principia College	2	0	1.000
Puget Sound, University of	1	1	.500
Redlands, University of	19	12	.613
Rhode Island College	1	1	.500
Ripon College	1	0	1.000
Robert Morris College (IL)	1	1	.500
Rowan College of New Jersey	0	1	.000
St. John Fisher College	1	0	1.000
St. Mary's College	0	2	.000
San Diego State University	0	7	.000
San Diego, University of	1	16	.059
San Jose Bible College	1	0	1.000
San Francisco State University	6	6	.500
Savannah College of Art and Design	1	0	1.000
Seattle Pacific University	0	2	.000
Simon Fraser University	2	0	1.000
Simpson College (IA)	2	0	1.000
Sonoma State University	4	13	.235
South, University of the	1	0	1.000
Southern Methodist University	0	1	.000
Southern Mississippi University	0	2	.000
Southern Oregon State College	1	0	1.000
Southern Utah State College	0	2	.000
Southwestern University (TX)	0	2	.000
Spring Harbor College	1	0	1.000
Stanford University	0	3	.000
Texas Christian University	0	2	.000
Texas, University of	0	1	.000
Trinity University	2	0	1.000
United States International University	11	24	.314
Utah State University	0	1	.000
Vanguard University	12	24	.333
Washington, University of	0	1	.000
Washington State University	0	1	.000
West Coast Christian College	1	0	1.000
Western Baptist College	0	1	.000
Western Illinois, University of	0	1	.000
Western Montana College	0	1	.000
Western New Mexico University	1	0	1.000
Western State College	0	1	.000
Western Washington, University of	0	1	.000
Westminster College (UT)	1	0	1.000
Westmont College	2	12	.143
Wheaton College (IL)	1	0	1.000
Wheaton College (MA)	0	1	.000
Whittier College	13	3	.813
Willamette University	0	2	.000
Wisconsin-River Falls, University of	0	1	.000
Wooster, College of	0	1	.000
Wyoming, University of	0	1	.000





# YEAR-BY-YEAR RESULTS

## 2006-07 UC SAN DIEGO MEN'S BASKETBALL

### • 2005-2006 •

**Coach:** Bill Carr  
**Overall Record:** 15-14  
**CCAA Record:** 12-8

Nov. 18...at Cal Poly.....	L 67-71
Nov. 22...at Pomona Pitzer.....	W 54-47
Nov. 25...at Grand Canyon.....	L 60-72
Dec. 2...at Cal State Bakersfield.....	L 49-51
Dec. 3...at Cal State L.A.....	L 58-61
Dec. 13...at Point Loma.....	L 63-71
Dec. 17...at Hawaii Hilo.....	L 69-75
Dec. 19...vs. Montreat College.....	W 70-58
Dec. 21...at Hawaii Hilo.....	L 62-69
Jan. 3...Grand Canyon.....	W 94-91 (OT)
Jan. 6...Cal State Stanislaus.....	L 75-79
Jan. 7...Chico State.....	W 61-41
Jan. 11...at Cal State San Bernardino.....	L 42-64
Jan. 14...at Cal State Monterey Bay.....	W 67-62
Jan. 20...Cal State Dominguez Hills.....	W 79-46
Jan. 21...Cal Poly Pomona.....	W 83-79 (OT)
Jan. 27...at Sonoma State.....	L 53-70
Jan. 28...at San Francisco State.....	W 65-56
Jan. 31...at Chapman University.....	L 64-70 (OT)
Feb. 3...Cal State L.A.....	W 66-51
Feb. 4...Cal State Bakersfield.....	L 60-80
Feb. 10...at Chico State.....	W 70-56
Feb. 11...at Cal State Stanislaus.....	W 81-77
Feb. 15...Cal State San Bernardino.....	W 57-55
Feb. 17...Cal State Monterey Bay.....	W 70-67
Feb. 24...at Cal Poly Pomona.....	L 53-56
Feb. 25...at Cal State Dominguez Hills.....	W 80-77 (OT)
Mar. 3...San Francisco State.....	W 50-38
Mar. 4...Sonoma State.....	L 40-67

### • 2004-2005 •

**Coach:** Bill Carr  
**Overall Record:** 11-16  
**CCAA Record:** 7-13

Nov. 20...at San Diego.....	L 35 - 74
Nov. 23...Pomona - Pitzer.....	W 62 - 54
Nov. 27...at San Diego State.....	L 51 - 86
Nov. 29...Chapman.....	W 59 - 56
Dec. 3...Cal State Bakersfield.....	L 48 - 66
Dec. 4...Cal State L.A.....	W 59 - 57
Dec. 15...Mesa State.....	L 55 - 81
Dec. 17...Point Loma.....	W 76 - 64
Jan. 7...at Cal State Stanislaus.....	W 71 - 70 (OT)
Jan. 8...at Chico State.....	L 54 - 80
Jan. 12...Cal State San Bernardino.....	L 60 - 81
Jan. 14...Cal State Monterey Bay.....	L 82 - 87
Jan. 21...at Cal State Dominguez Hills.....	L 44 - 62
Jan. 22...at Cal Poly Pomona.....	L 55 - 71
Jan. 25...Grand Canyon.....	W 78 - 64
Jan. 28...Sonoma State.....	L 51 - 64
Jan. 29...San Francisco State.....	W 61 - 58
Feb. 4...at Cal State L.A.....	W 55 - 50
Feb. 5...at Cal State Bakersfield.....	W 66 - 60
Feb. 11...Chico State.....	L 66 - 82
Feb. 12...Cal State Stanislaus.....	W 71 - 68
Feb. 16...at Cal State San Bernardino.....	L 50 - 69
Feb. 19...at Cal State Monterey Bay.....	L 66 - 73
Feb. 25...Cal Poly Pomona.....	L 50 - 70
Feb. 26...Cal State Dominguez Hills.....	W 74 - 72
Mar. 4...at San Francisco State.....	L 59 - 74
Mar. 5...at Sonoma State.....	L 52 - 67

### • 2003-2004 •

**Coach:** Greg Lanthier  
**Overall Record:** 9-18  
**CCAA Record:** 9-13

Nov. 21...at La Verne.....	L 78 - 81
Nov. 29...at Redlands.....	L 112 - 119
Dec. 4...at Grand Canyon.....	W 82 - 78 (OT)
Dec. 6...at San Diego State.....	L 51 - 76
Dec. 13...Grand Canyon.....	L 56 - 62
Dec. 16...Seattle Pacific.....	L 67 - 80
Dec. 23...at University of San Diego.....	L 66 - 81
Jan. 2...at Cal State L.A.....	W 55 - 45
Jan. 3...at Cal State Dominguez Hills.....	W 68 - 66
Jan. 9...Cal Poly Pomona.....	W 65 - 64
Jan. 10...Cal State San Bernardino.....	L 56 - 75
Jan. 16...UC Davis.....	L 67 - 74
Jan. 17...Chico State.....	L 76 - 85
Jan. 23...at Cal State Stanislaus.....	L 52 - 55
Jan. 24...at Cal State Bakersfield.....	L 58 - 73
Jan. 30...Sonoma State.....	L 65 - 74
Jan. 31...San Francisco State.....	W 80 - 70
Feb. 6...at San Francisco State.....	L 69 - 75
Feb. 7...at Sonoma State.....	L 59 - 72
Feb. 13...Cal State Bakersfield.....	L 61 - 86
Feb. 14...Cal State Stanislaus.....	W 80 - 63
Feb. 20...at Chico State.....	L 98 - 108
Feb. 21...at UC Davis.....	W 79 - 73
Feb. 27...Cal State Dominguez Hills.....	W 83 - 77
Feb. 28...Cal State L.A.....	W 83 - 79 (OT)
Mar. 5...at Cal State San Bernardino.....	L 76 - 88
Mar. 6...at Cal Poly Pomona.....	L 66 - 71

### • 2002-2003 •

**Coach:** Greg Lanthier  
**Overall Record:** 7-20  
**CCAA Record:** 6-16

Dec. 2...at San Diego State.....	L 57 - 87
Dec. 4...Grand Canyon.....	W 82 - 69
Dec. 7...at Grand Canyon.....	L 70 - 87
Dec. 14...at University of San Diego.....	L 62 - 105
Dec. 17...UC Santa Cruz.....	W 75 - 70
Dec. 19...Chaminade (HI).....	L 83 - 89
Dec. 28...Humboldt.....	L 58 - 100
Jan. 3...Cal State Stanislaus.....	L 42 - 73
Jan. 4...Cal State Bakersfield.....	L 58 - 87
Jan. 10...at Cal State Dominguez Hills.....	W 62 - 57
Jan. 11...at Cal State L.A.....	W 72 - 55
Jan. 17...Cal State San Bernardino.....	L 44 - 73
Jan. 18...Cal Poly Pomona.....	L 62 - 88
Jan. 24...Chico State.....	L 69 - 92
Jan. 25...UC Davis.....	L 100 - 105 (2OT)
Jan. 31...at Sonoma State.....	L 53 - 70
Feb. 1...at San Francisco State.....	L 63 - 71 (OT)
Feb. 7...at Cal State Bakersfield.....	L 50 - 67
Feb. 8...at Cal State Stanislaus.....	L 68 - 79
Feb. 14...Cal State L.A.....	L 55 - 66
Feb. 15...Cal State Dominguez Hills.....	W 71 - 59
Feb. 21...at Cal Poly Pomona.....	L 41 - 57
Feb. 22...at Cal State San Bernardino.....	L 68 - 88
Feb. 28...at UC Davis.....	W 85 - 84
Mar. 1...at Chico State.....	L 82 - 89
Mar. 7...San Francisco State.....	W 72 - 56
Mar. 8...Sonoma State.....	L 49 - 59

### • 2001-2002 •

**Coach:** Greg Lanthier  
**Overall Record:** 8-21  
**CCAA Record:** 5-17

Nov. 17...Redlands.....	W 104 - 44
Nov. 20...at University of San Diego.....	L 62 - 89
Nov. 27...at San Diego State.....	L 53 - 98
Nov. 30...vs. Holy Names.....	W 62 - 53
Dec. 1...at UC Santa Cruz.....	W 76 - 54
Dec. 8...Sonoma State.....	L 65 - 74
Dec. 9...San Francisco State.....	L 62 - 71
Dec. 14...Cal State Bakersfield.....	L 62 - 85
Dec. 15...Cal State Stanislaus.....	W 71 - 57
Dec. 28...at University of Alaska Fairbanks.....	L 50 - 67
Dec. 30...at University of Alaska Fairbanks.....	L 74 - 76
Jan. 4...at Cal State L.A.....	L 50 - 77
Jan. 5...at Cal State Dominguez Hills.....	L 81 - 87
Jan. 11...Cal Poly Pomona.....	W 70 - 64
Jan. 12...Cal State San Bernardino.....	L 54 - 74
Jan. 18...at Chico State.....	W 88 - 87 (OT)
Jan. 19...at UC Davis.....	L 79 - 86
Jan. 23...Grand Canyon.....	L 73 - 78
Jan. 26...at Grand Canyon.....	W 76 - 72
Feb. 1...at San Francisco State.....	L 65 - 82
Feb. 2...at Sonoma State.....	L 69 - 76
Feb. 8...at Cal State Stanislaus.....	L 63 - 67
Feb. 9...at Cal State Bakersfield.....	L 82 - 89
Feb. 15...Cal State Dominguez Hills.....	L 83 - 93
Feb. 16...Cal State L.A.....	L 72 - 82
Feb. 22...at Cal State San Bernardino.....	L 55 - 71
Feb. 23...at Cal Poly Pomona.....	L 66 - 88
Mar. 1...UC Davis.....	L 78 - 91
Mar. 2...Chico State.....	W 101 - 91

### • 2000-2001 •

**Coach:** Greg Lanthier  
**Overall Record:** 4-23  
**CCAA Record:** 3-19

Nov. 18...at San Diego State.....	L 48 - 80
Nov. 20...at Cal Poly.....	L 67 - 89
Nov. 29...Christian Heritage.....	L 48 - 53
Dec. 9...at Chico State.....	L 66 - 76
Dec. 10...at UC Davis.....	L 47 - 78
Dec. 13...at UC Irvine.....	L 60 - 97
Dec. 15...San Francisco State.....	W 96 - 77
Dec. 16...Sonoma State.....	L 61 - 66
Dec. 30...at La Verne.....	W 77 - 63
Jan. 5...at Cal State Bakersfield.....	L 64 - 78
Jan. 6...at Cal State Stanislaus.....	L 64 - 73
Jan. 12...at Cal Poly Pomona.....	L 67 - 91
Jan. 13...at Cal State San Bernardino.....	L 52 - 75
Jan. 19...Cal State L.A.....	L 61 - 71
Jan. 20...Cal State Dominguez Hills.....	L 54 - 56
Jan. 24...at Grand Canyon.....	L 75 - 84
Jan. 27...Grand Canyon.....	L 66 - 74
Feb. 2...Chico State.....	W 68 - 64
Feb. 3...UC Davis.....	L 56 - 70
Feb. 9...at Sonoma State.....	L 41 - 66
Feb. 10...at San Francisco State.....	L 71 - 75 (OT)
Feb. 16...Cal State Stanislaus.....	L 75 - 76
Feb. 17...Cal State Bakersfield.....	L 66 - 75
Feb. 23...at Cal State Dominguez Hills.....	L 58 - 71
Feb. 24...at Cal State L.A.....	L 74 - 88
Mar. 2...Cal State San Bernardino.....	L 76 - 85
Mar. 3...Cal Poly Pomona.....	W 74 - 70



# YEAR-BY-YEAR RESULTS



## 2006-07 UC SAN DIEGO MEN'S BASKETBALL

### • 1999-2000 •

**Coach:** Greg Lanthier

**Overall Record:** 5-20

Nov. 19.. Vanguard.....	L 83 – 88
Nov. 20.. at Pomona – Pitzer.....	L 63 – 73
Nov. 23.. at Cal Lutheran University.....	L 67 – 78
Nov. 26.. Cal State Hayward.....	W 74 – 66
Nov. 27.. Redlands.....	W 83 – 80
Nov. 30.. Point Loma Nazarene.....	L 68 – 85
Dec. 4... at Utah State.....	L 58 – 82
Dec. 6... at Westminster.....	W 77 – 69
Dec. 11.. at Christian Heritage.....	L 80 – 94
Dec. 18.. Christian Heritage.....	L 70 – 88
Dec. 20.. at University of La Verne.....	W 82 – 76
Dec. 21.. at Vanguard.....	L 67 – 71
Dec. 30.. at Cal Poly Pomona.....	L 83 – 93
Dec. 31.. Coe.....	L 78 – 93
Jan. 3... at Claremont.....	L 67 – 75
Jan. 5... at Redlands.....	L 84 – 88
Jan. 7... La Verne.....	L 57 – 71
Jan. 8... Dominican University (IL).....	L 73 – 75
Jan. 23.. at UC Santa Cruz.....	L 68 – 72
Jan. 24.. at Cal State Monterey Bay.....	L 72 – 74
Jan. 25.. at Holy Names.....	L 67 – 89
Jan. 29.. The Master's College.....	L 63 – 65
Feb. 8... at UC Riverside.....	L 55 – 69
Feb. 19.. UC Santa Cruz.....	L 68 – 74
Feb. 25.. at The Master's College.....	W 65 – 63

### • 1998-1999 •

**Coach:** Greg Lanthier

**Overall Record:** 20-5

Nov. 20.. La Verne.....	W 90 – 80
Nov. 24.. at Point Loma Nazarene.....	W 73 – 72
Nov. 27.. Hamline.....	W 80 – 72
Nov. 28.. Point Loma Nazarene.....	W 66 – 58
Dec. 1... Cal Lutheran.....	W 77 – 70
Dec. 4... Claremont.....	W 81 – 79
Dec. 5... at Occidental.....	W 94 – 69
Dec. 12.. Pomona – Pitzer.....	W 79 – 74
Dec. 16.. at Cal Baptist.....	W 91 – 90
Dec. 17.. Holy Names.....	W 104 – 49
Dec. 19.. at Whittier.....	W 89 – 76
Dec. 21.. Robert Morris (IL).....	L 76 – 84
Dec. 22.. Simpson College (IA).....	W 98 – 87
Dec. 31.. Lawrence.....	L 68 – 77
Jan. 3... Baker.....	W 101 – 79
Jan. 8... Biola.....	W 81 – 76
Jan. 9... Southern Cal College.....	W 67 – 53
Jan. 16.. Hope International.....	W 101 – 64
Jan. 22.. UC Santa Cruz.....	W 114 – 74
Jan. 26.. at Chapman.....	W 87 – 77
Jan. 30.. at Christian Heritage.....	L 75 – 81
Feb. 9... Chapman.....	W 97 – 88
Feb. 12.. at UC Santa Cruz.....	W 79 – 55
Feb. 14.. at UC Santa Cruz.....	L 66 – 70
Feb. 20.. at The Master's College.....	L 100 – 101

### • 1997-1998 •

**Coach:** Greg Lanthier

**Overall Record:** 18-7

Nov. 22.. vs. Concordia.....	W 112 – 95
Nov. 23.. at Southwestern.....	L 86 – 89
Nov. 25.. at Oregon State.....	L 78 – 116
Dec. 1... at Claremont.....	L 85 – 89 (OT)
Dec. 3... at Pomona – Pitzer.....	L 90 – 111
Dec. 13.. Redlands.....	W 103 – 87
Dec. 17.. Occidental.....	W 109 – 69

Dec. 18.. Point Loma Nazarene.....	W 124 – 98
Dec. 20.. at Cal Lutheran.....	W 77 – 69
Dec. 27.. Midland Lutheran.....	W 104 – 91
Dec. 29.. at La Verne.....	W 82 – 81
Jan. 3... Whittier.....	W 105 – 88
Jan. 4... John Carroll.....	W 93 – 86
Jan. 9... Point Loma Nazarene.....	W 120 – 91
Jan. 10.. Robert Morris.....	W 98 – 88
Jan. 16.. Chapman.....	W 102 – 67
Jan. 23.. Christian Heritage.....	L 89 – 101
Jan. 30.. at Menlo.....	W 98 – 71
Jan. 31.. at UC Santa Cruz.....	W 106 – 104
Feb. 6... at Chapman.....	W 90 – 63
Feb. 7... Pacific Christian.....	W 110 – 79
Feb. 13.. The Master's College.....	W 101 – 91
Feb. 21.. at Christian Heritage.....	L 90 – 104
Feb. 27.. UC Santa Cruz.....	L 64 – 74
Feb. 28.. Menlo.....	W 121 – 86

### • 1996-1997 •

**Coach:** Greg Lanthier

**Overall Record:** 17-8

Nov. 22.. Claremont.....	W 103 – 90
Nov. 23.. at Whittier.....	W 85 – 74
Nov. 26.. at Occidental.....	W 84 – 81
Nov. 29.. Wisconsin – River Falls.....	L 63 – 82
Nov. 30.. Christian Heritage.....	L 84 – 97
Dec. 3... Pomona – Pitzer.....	L 73 – 97
Dec. 5... vs. Pacific Christian.....	W 88 – 70
Dec. 6... vs. Southwestern (TX).....	L 80 – 88
Dec. 7... vs. Cal Baptist.....	W 86 – 83
Dec. 18.. College of Wooster.....	L 75 – 84
Dec. 22.. Cal Lutheran.....	W 98 – 88
Dec. 27.. Clark (MA).....	W 121 – 114 (OT)
Dec. 31.. Gustavus Adolphus.....	W 59 – 52
Jan. 3... Savannah.....	W 80 – 69
Jan. 4... Southern Cal College.....	L 81 – 83 (OT)
Jan. 8... at Redlands.....	W 90 – 67
Jan. 11.. UC Riverside.....	W 76 – 66
Jan. 24.. Chapman.....	W 91 – 83
Jan. 31.. Menlo.....	W 87 – 65
Feb. 1... UC Santa Cruz.....	W 101 – 61
Feb. 8... at The Master's College.....	W 95 – 88
Feb. 14.. at Chapman.....	L 79 – 81 (OT)
Feb. 21.. at Menlo.....	W 82 – 61
Feb. 22.. at UC Santa Cruz.....	W 82 – 79
Feb. 25.. Christian Heritage.....	L 75 – 96

### • 1995-1996 •

**Coach:** Greg Lanthier

**Overall Record:** 11-14

Nov. 17.. at Redlands.....	W 92 – 91
Nov. 18.. Occidental.....	L 105 – 111
Nov. 24.. Christian Heritage.....	L 92 – 95
Nov. 25.. Cal Poly Pomona.....	L 75 – 101
Nov. 30.. vs. Concordia.....	L 67 – 87
Dec. 1... vs. Menlo.....	W 87 – 73
Dec. 2... vs. Hamline.....	W 94 – 80
Dec. 9... at Pomona – Pitzer.....	W 89 – 81
Dec. 16.. Whittier.....	W 100 – 90
Dec. 18.. at Claremont.....	L 88 – 96
Dec. 20.. at Cal Lutheran.....	L 66 – 101
Dec. 29.. at Azusa Pacific.....	L 88 – 90
Jan. 5... University of the South (TN).....	W 83 – 71
Jan. 6... Ripon College (WI).....	W 104 – 97
Jan. 12.. at UC Riverside.....	L 66 – 103
Jan. 13.. at Chapman.....	L 78 – 90
Jan. 19.. The Master's College.....	L 94 – 110

Jan. 27.. Menlo.....	W 117 – 65
Jan. 30.. Chapman.....	L 86 – 93 (OT)
Feb. 1... at Point Loma Nazarene.....	L 85 – 89
Feb. 9... at Menlo.....	W 69 – 65
Feb. 10.. at UC Santa Cruz.....	W 83 – 82
Feb. 15.. at Southern Cal College.....	L 78 – 99
Feb. 20.. at Christian Heritage.....	L 88 – 103
Feb. 24.. UC Santa Cruz.....	W 99 – 76

### • 1994-1995 •

**Coach:** Greg Lanthier

**Overall Record:** 12-13

Nov. 18.. Redlands.....	L 87 – 90
Nov. 25.. Occidental.....	L 75 – 95
Nov. 26.. Christian Heritage.....	W 118 – 94
Dec. 1... vs. Buena Vista College (IA).....	W 67 – 66
Dec. 2... at Redlands.....	L 76 – 93
Dec. 3... vs. Menlo.....	L 81 – 103
Dec. 17.. at Whittier.....	W 95 – 71
Dec. 20.. Cal Lutheran.....	W 85 – 74
Dec. 22.. at La Verne.....	L 79 – 113
Dec. 27.. Wheaton College (MA).....	L 89 – 94
Dec. 29.. vs. Gordon College (MA).....	L 82 – 87
Dec. 30.. vs. Cornell College (IA).....	W 96 – 75
Jan. 3... Claremont.....	W 97 – 93
Jan. 6... Pomona – Pitzer.....	L 77 – 87
Jan. 7... Occidental.....	L 80 – 92
Jan. 11.. Chapman.....	L 102 – 109 (3OT)
Jan. 20.. at Dominican.....	W 90 – 75
Jan. 21.. at Menlo.....	L 76 – 83
Jan. 24.. Christian Heritage.....	W 86 – 78
Jan. 27.. UC Santa Cruz.....	W 94 – 74
Feb. 3... at Chapman.....	W 102 – 95
Feb. 9... Point Loma Nazarene.....	L 88 – 98
Feb. 17.. at UC Santa Cruz.....	W 96 – 68
Feb. 18.. at Bethany.....	L 80 – 91
Feb. 24.. Menlo.....	W 87 – 82

### • 1993-1994 •

**Coach:** Tom Marshall

**Overall Record:** 21-5

Nov. 19.. Pomona – Pitzer.....	L 68 – 89
Nov. 26.. Christian Heritage.....	W 63 – 61
Nov. 27.. La Verne.....	W 70 – 68
Dec. 2... vs. Pacific Christian.....	W 118 – 95
Dec. 3... vs. Chapman.....	L 68 – 81
Dec. 4... at Redlands.....	W 102 – 87
Dec. 18.. at Northern Arizona.....	W 92 – 82
Dec. 20.. Redlands.....	W 102 – 90
Dec. 23.. at Cal Lutheran.....	L 79 – 100
Dec. 30.. vs. Calvin College (MI).....	W 84 – 82 (OT)
Dec. 31.. at Occidental.....	W 83 – 82
Jan. 4... Whittier.....	W 78 – 62
Jan. 7... Milkin University (IL).....	W 85 – 58
Jan. 8... Southern Cal College.....	W 74 – 68
Jan. 11.. at Chapman.....	W 77 – 61
Jan. 15.. UC Santa Cruz.....	W 101 – 71
Jan. 21.. at Menlo.....	L 78 – 80
Jan. 22.. at Dominican.....	W 90 – 75
Jan. 25.. at Christian Heritage.....	W 89 – 78
Jan. 29.. Bethany.....	W 79 – 60
Feb. 4... Chapman.....	W 92 – 80
Feb. 11.. Menlo.....	W 85 – 79
Feb. 18.. at UC Santa Cruz.....	W 99 – 80
Feb. 25.. Dominican.....	W 97 – 67
Mar. 3... Pomona – Pitzer!.....	W 67 – 66
Mar. 5... Cal Lutheran!.....	L 81 – 95

!NCAA Tournament Game





# YEAR-BY-YEAR RESULTS

## 2006-07 UC SAN DIEGO MEN'S BASKETBALL

### • 1992-1993 •

**Coach:** Tom Marshall

**Overall Record:** 17-8

Nov. 20.. Occidental .....	W 88 – 74
Nov. 24.. at Pomona – Pitzer .....	L 65 – 69
Nov. 27.. Point Loma Nazarene .....	L 74 – 90
Nov. 28.. Christian Heritage .....	W 73 – 63
Dec. 3.... vs. Cal Baptist .....	W 66 – 62
Dec. 4.... vs. Lewis and Clark College (OR) .....	L 71 – 73
Dec. 5.... vs. Menlo .....	L 71 – 77
Dec. 19.. at Whittier .....	W 101 – 89 (2OT)
Dec. 21.. Cal Lutheran .....	W 97 – 82
Dec. 23.. La Verne .....	L 75 – 77
Jan. 2.... at Oregon State .....	L 39 – 97
Jan. 6.... at Redlands .....	W 127 – 112
Jan. 8.... Haverford College (PA) .....	W 105 – 65
Jan. 9.... Rowan College of New Jersey .....	L 73 – 75
Jan. 15.. at UC Santa Cruz .....	W 73 – 62
Jan. 16.. at Bethany .....	W 99 – 96
Jan. 21.. at Point Loma Nazarene .....	W 76 – 70
Jan. 22.. Dominican .....	W 107 – 73
Jan. 29.. Christian .....	W 91 – 85
Feb. 5.... UC Santa Cruz .....	W 91 – 38
Feb. 12.. at Menlo .....	W 79 – 75 (OT)
Feb. 13.. at Dominican .....	W 102 – 94
Feb. 16.. at Christ College of Irvine .....	L 75 – 80
Feb. 19.. Bethany .....	W 83 – 74
Feb. 26.. Menlo .....	W 81 – 66

### • 1991-1992 •

**Coach:** Tom Marshall

**Overall Record:** 22-5

Nov. 22.. Pomona – Pitzer .....	W 88 – 53
Nov. 29.. Christian Heritage .....	W 82 – 74
Nov. 30.. Point Loma Nazarene .....	L 71 – 76
Dec. 6.... Christ College .....	W 82 – 78
Dec. 14.. at Cal State San Bernardino .....	L 84 – 91
Dec. 20.. at Boise State .....	L 70 – 82
Dec. 23.. at University of La Verne .....	W 74 – 72
Dec. 27.. Cal Lutheran .....	W 67 – 65
Dec. 30.. at University of Washington .....	L 53 – 77
Jan. 3.... Redlands .....	W 115 – 80
Jan. 4.... Southern Cal College .....	W 81 – 75
Jan. 6.... Trinity .....	W 78 – 53
Jan. 8.... at Cal Lutheran .....	W 83 – 71
Jan. 10.. Dominican .....	W 91 – 53
Jan. 14.. Puget Sound .....	W 78 – 75
Jan. 17.. at Bethany .....	W 81 – 62
Jan. 18.. at UC Santa Cruz .....	W 75 – 43
Jan. 24.. Menlo .....	W 85 – 59
Jan. 28.. at Occidental .....	W 72 – 67
Jan. 31.. Whittier .....	W 90 – 67
Feb. 4.... at Christian Heritage .....	W 105 – 96
Feb. 7.... Bethany .....	W 89 – 67
Feb. 14.. at Dominican .....	W 109 – 70
Feb. 15.. at Menlo .....	W 91 – 50
Feb. 18.. Pacific Christian .....	W 97 – 46
Feb. 22.. UC Santa Cruz .....	W 90 – 84
Mar. 7.... Cal Lutheran! .....	L 70 – 88

!NCAA Tournament Game

### • 1990-1991 •

**Coach:** Tom Marshall

**Overall Record:** 23-4

Nov. 17.. at Christ College .....	W 60 – 56
Nov. 20.. Point Loma Nazarene .....	W 102 – 82
Nov. 23.. Occidental .....	W 94 – 92
Nov. 24.. Christian Heritage .....	W 74 – 72

Nov. 30.. at Menlo .....	W 88 – 85
Dec. 1.... at The Master's College .....	W 79 – 72
Dec. 12.. La Verne .....	W 103 – 72
Dec. 15.. at The Master's College .....	L 83 – 90
Dec. 17.. Christian Heritage .....	L 74 – 77
Dec. 22.. Redlands .....	W 114 – 91
Dec. 28.. at Washington State .....	L 78 – 103
Jan. 2.... Nazareth .....	W 109 – 97
Jan. 4.... Pomona – Pitzer .....	W 86 – 65
Jan. 5.... La Verne .....	W 82 – 71
Jan. 11.. at Pomona – Pitzer .....	W 68 – 55
Jan. 15.. Occidental .....	W 85 – 78
Jan. 18.. at UC Santa Cruz .....	W 91 – 62
Jan. 19.. at Menlo .....	W 83 – 66
Jan. 25.. Cal State San Bernardino .....	W 81 – 69
Feb. 1.... at Claremont .....	W 97 – 86 (OT)
Feb. 8.... Menlo .....	W 75 – 67
Feb. 9.... UC Santa Cruz .....	W 81 – 64
Feb. 12.. at Whittier .....	W 88 – 70
Feb. 16.. at Cal State San Bernardino .....	W 81 – 62
Feb. 19.. at Pacific Christian .....	W 106 – 60
Mar. 2.... Claremont .....	W 76 – 72
Mar. 8.... at Otterbein .....	L 95 – 108

!NCAA Tournament Game

### • 1989-1990 •

**Coach:** Tom Marshall

**Overall Record:** 20-7

Nov. 21.. Whittier .....	W 94 – 80
Nov. 24.. La Verne .....	L 66 – 69
Nov. 25.. Kean .....	W 126 – 109
Nov. 28.. Claremont – Mudd .....	W 86 – 73
Nov. 30.. at Cal Baptist .....	W 80 – 76
Dec. 1.... at Menlo .....	L 85 – 86 (2OT)
Dec. 2.... at Cal State San Bernardino .....	W 91 – 75
Dec. 16.. The Master's College .....	W 74 – 69
Dec. 20.. at Lewis & Clark .....	W 79 – 72
Dec. 23.. at University of Idaho .....	L 54 – 95
Dec. 29.. at Catholic University .....	W 78 – 60
Dec. 30.. at St. John Fisher .....	W 67 – 65
Jan. 5.... Bethany .....	W 94 – 73
Jan. 6.... Willamette .....	L 75 – 86
Jan. 13.. at Redlands .....	W 116 – 100
Jan. 19.. UC Santa Cruz .....	W 81 – 60
Jan. 20.. Menlo .....	W 77 – 67
Jan. 23.. at Occidental .....	W 77 – 62
Jan. 27.. at Cal State San Bernardino .....	W 104 – 92
Feb. 1.... at Point Loma .....	W 69 – 68 (OT)
Feb. 5.... Dominican .....	W 107 – 92
Feb. 9.... at Menlo .....	L 62 – 80
Feb. 10.. at UC Santa Cruz .....	W 114 – 71
Feb. 13.. Pomona – Pitzer .....	W 91 – 88
Feb. 16.. Cal State San Bernardino .....	W 99 – 74
Feb. 24.. at US International .....	L 91 – 93
Mar. 3.... at Nebraska Wesleyan .....	L 75 – 77

!NCAA Tournament Game

### • 1988-1989 •

**Coach:** Tom Marshall

**Overall Record:** 9-17

Nov. 18.. at Claremont – Mudd .....	L 56 – 60
Nov. 19.. at Pacific Christian .....	L 65 – 67
Nov. 25.. San Jose Bible .....	W 96 – 76
Nov. 26.. Claremont – Mudd .....	W 82 – 73
Nov. 29.. at Whittier .....	L 72 – 106
Dec. 2.... Point Loma .....	W 114 – 85
Dec. 13.. Occidental .....	L 76 – 81
Dec. 19.. at Bethany Bible .....	L 94 – 95

Dec. 22.. at University of the Pacific .....	L 85 – 108
Dec. 30.. Elmhurst .....	L 90 – 92
Jan. 6.... Gordon .....	W 82 – 59
Jan. 7.... Milkin .....	L 70 – 75
Jan. 11.. La Verne .....	W 68 – 66
Jan. 14.. Redlands .....	L 99 – 120
Jan. 18.. at US International .....	L 89 – 106
Jan. 21.. at Menlo .....	L 71 – 86
Jan. 24.. at Christian Heritage .....	L 90 – 101
Jan. 27.. UC Santa Cruz .....	W 85 – 74
Jan. 28.. Dominican .....	W 114 – 78
Feb. 1.... at La Verne .....	L 67 – 73
Feb. 3.... Cal State San Bernardino .....	L 89 – 96
Feb. 10.. at Cal State San Bernardino .....	L 91 – 109
Feb. 15.. at Pomona – Pitzer .....	L 64 – 89
Feb. 17.. at Dominican .....	W 87 – 83
Feb. 18.. at UC Santa Cruz .....	W 90 – 87
Feb. 24.. Menlo .....	L 72 – 73

### • 1987-1988 •

**Coach:** Tom Marshall

**Overall Record:** 17-9

Nov. 20.. La Verne .....	W 93 – 74
Nov. 27.. Occidental .....	W 107 – 82
Nov. 28.. Grand Canyon .....	L 72 – 116
Dec. 3.... at Colorado .....	W 91 – 82
Dec. 4.... at Redlands .....	L 63 – 64
Dec. 5.... at Menlo .....	W 74 – 70
Dec. 14.. Christian Heritage .....	L 73 – 86
Dec. 19.. at Redlands .....	W 70 – 63
Dec. 21.. at Claremont – Mudd .....	L 75 – 81
Dec. 29.. at Point Loma .....	W 69 – 61
Jan. 8.... Simpson .....	W 90 – 71
Jan. 9.... Cal Lutheran .....	W 109 – 104 (OT)
Jan. 13.. Pomona – Pitzer .....	W 77 – 63
Jan. 15.. Notre Dame .....	W 85 – 57
Jan. 16.. Menlo .....	W 110 – 85
Jan. 22.. at UC Santa Cruz .....	L 84 – 78
Jan. 23.. at Dominican .....	W 123 – 49
Jan. 29.. at Cal State San Bernardino .....	L 64 – 89
Feb. 3.... at La Verne .....	W 83 – 74
Feb. 5.... Cal State San Bernardino .....	L 75 – 94
Feb. 8.... at Southern Utah State .....	L 92 – 122
Feb. 12.. Dominican .....	W 133 – 60
Feb. 13.. UC Santa Cruz .....	W 69 – 65
Feb. 17.. Whittier .....	W 86 – 74
Feb. 19.. at Menlo .....	L 68 – 74
Feb. 20.. at Notre Dame .....	W 79 – 66

### • 1986-1987 •

**Coach:** Tom Marshall

**Overall Record:** 18-8

Nov. 21.. vs. Azusa Pacific .....	W 93 – 82
Nov. 25.. vs. Occidental .....	L 77 – 82
Nov. 28.. vs. Redlands .....	W 75 – 72
Nov. 29.. vs. Stanislaus .....	L 69 – 79
Dec. 2.... vs. US International .....	W 106 – 95
Dec. 4.... vs. Cal State San Bernardino .....	W 83 – 80
Dec. 5.... vs. Redlands .....	W 79 – 73
Dec. 6.... vs. Claremont – Mudd .....	L 61 – 82
Dec. 15.. vs. Notre Dame .....	L 56 – 70
Dec. 18.. vs. UC Santa Cruz .....	W 88 – 83
Dec. 23.. vs. Cal State San Bernardino .....	L 73 – 82
Dec. 29.. vs. Nazareth .....	W 89 – 85
Jan. 2.... vs. Carnegie – Mellon .....	W 75 – 70
Jan. 3.... vs. Clark .....	W 99 – 93
Jan. 8.... vs. Wheaton .....	W 94 – 79
Jan. 9.... vs. Menlo .....	W 85 – 68



# YEAR-BY-YEAR RESULTS



## 2006-07 UC SAN DIEGO MEN'S BASKETBALL

Jan. 10... vs. Whittier.....	W 92 – 85
Jan. 17... vs. Point Loma.....	W 90 – 74
Jan. 22... vs. Southern Cal College.....	L 78 – 96
Jan. 24... vs. Claremont – Mudd.....	W 82 – 73
Jan. 30... vs. Christian Heritage.....	W 101 – 86
Feb. 4... vs. Cal State San Bernardino.....	W 100 – 99
Feb. 7... vs. Menlo.....	W 90 – 72
Feb. 11... vs. Pomona – Pitzer.....	L 66 – 67
Feb. 13... vs. Christian Heritage.....	W 138 – 81
Feb. 17... vs. US International.....	L 94 – 106

### • 1985-1986 •

**Coach:** Tom Marshall  
**Overall Record:** 14-12

Nov. 22... Redlands.....	W 89 – 80
Nov. 27... Occidental.....	W 108 – 93
Nov. 30... at UC Berkeley.....	L 46 – 88
Dec. 2... at Stanford.....	L 69 – 108
Dec. 5... US International.....	L 107 – 112
Dec. 6... La Verne.....	W 89 – 80
Dec. 14... at Claremont – Mudd.....	W 99 – 94
Dec. 17... Whittier.....	L 85 – 209
Dec. 21... L.A. Baptist.....	W 84 – 80
Dec. 27... at Notre Dame College.....	W 74 – 72
Dec. 28... at Cal State Stanislaus.....	L 51 – 53
Jan. 3... Fresno Pacific.....	L 61 – 62
Jan. 7... Trinity.....	W 80 – 76
Jan. 10... Notre Dame College.....	L 62 – 68
Jan. 11... Pomona – Pitzer.....	W 85 – 71
Jan. 14... Point Loma Nazarene.....	L 82 – 61
Jan. 16... at Christ College.....	L 83 – 89
Jan. 20... Cal Baptist.....	L 67 – 84
Jan. 22... at La Verne.....	W 93 – 82
Jan. 29... at Cal State San Bernardino.....	W 95 – 76
Feb. 1... Westmont.....	W 68 – 66
Feb. 6... at Point Loma Nazarene.....	L 60 – 78
Feb. 15... at Cal Lutheran.....	W 88 – 85
Feb. 20... at Azusa Pacific.....	W 90 – 88
Feb. 22... Cal State San Bernardino.....	W 108 – 87
Feb. 25... US International.....	L 94 – 103

### • 1984-85 •

**Coach:** Tom Marshall  
**Overall Record:** 13-13

Nov. 16... Azusa Pacific.....	W 68 – 59
Nov. 20... at Occidental.....	W 77 – 71
Nov. 24... at Stanford.....	L 48 – 87
Nov. 27... US International.....	W 83 – 70
Nov. 30... at St. Mary's.....	L 67 – 90
Dec. 11... Cal State San Bernardino.....	W 74 – 61
Dec. 15... at Pomona – Pitzer.....	W 67 – 63
Dec. 17... at Humboldt.....	L 68 – 74
Dec. 18... at George Fox.....	L 93 – 107
Dec. 19... at Western Baptist.....	L 82 – 97
Dec. 21... Stanislaus State.....	W 76 – 60
Dec. 29... Colorado College.....	W 116 – 90
Jan. 4... Occidental.....	W 64 – 59
Jan. 4... UC Riverside.....	L 59 – 79
Jan. 5... Rhode Island College.....	W 99 – 89
Jan. 11... Claremont – Mudd.....	W 89 – 79
Jan. 18... at Biola.....	L 70 – 83
Jan. 25... at Cal Baptist.....	L 71 – 74
Jan. 29... Cal Lutheran.....	W 67 – 54
Feb. 1... at Southern Cal College.....	L 69 – 78
Feb. 5... at Westmont.....	L 77 – 104
Feb. 9... Fresno – Pacific.....	W 85 – 72
Feb. 12... at Azusa Pacific.....	L 65 – 66
Feb. 15... at Point Loma.....	L 79 – 91

Feb. 19... US International.....	W 80 – 72
Feb. 22... Southern Cal College.....	L 75 – 93

### • 1983-1984 •

**Coach:** Tom Marshall  
**Overall Record:** 10-18

Nov. 22... at Claremont.....	W 69 – 63
Nov. 25... University of Guadalajara.....	W 84 – 57
Nov. 26... at UC Berkeley.....	L 62 – 79
Dec. 3... Occidental.....	W 73 – 71 (OT)
Dec. 10... at Stanford.....	L 60 – 107
Dec. 16... at Cal State L.A.....	L 66 – 80
Dec. 17... at Western Montana.....	L 64 – 70
Dec. 19... at Western New Mexico State.....	L 58 – 72
Dec. 28... at Alaska Fairbanks.....	W 78 – 71
Dec. 29... at Oregon Tech.....	L 65 – 76
Dec. 30... at Willamette.....	L 67 – 70
Jan. 4... at Redlands.....	L 76 – 83
Jan. 6... Pomona – Pitzer.....	W 71 – 60
Jan. 7... Chapman.....	L 52 – 80
Jan. 11... Biola.....	L 57 – 65
Jan. 14... at Azusa Pacific.....	W 88 – 78
Jan. 17... Southern Cal College.....	L 89 – 96
Jan. 21... at Fresno Pacific.....	L 54 – 58
Jan. 24... at Cal Baptist.....	L 67 – 77
Jan. 31... at Cal Lutheran.....	L 80 – 84
Feb. 3... Point Loma.....	W 80 – 74
Feb. 7... Azusa Pacific.....	W 85 – 59
Feb. 10... L.A. Baptist.....	W 97 – 78
Feb. 14... at Southern Cal College.....	L 74 – 77
Feb. 17... Cal Baptist.....	W 75 – 57
Feb. 21... at Westmont.....	L 78 – 107
Feb. 24... at Point Loma.....	L 67 – 77
Mar. 3... at Biola.....	L 68 – 96

### • 1982-1983 •

**Coach:** John Block  
**Overall Record:** 12-13

Nov. 20... vs. Pomona – Pitzer.....	W 58 – 52
Nov. 24... vs. Southern Oregon State.....	W 86 – 84
Nov. 26... vs. University of Oregon.....	L 46 – 63
Dec. 11... vs. Occidental.....	W 76 – 70
Dec. 14... vs. Northwest Nazarene.....	L 84 – 97
Dec. 15... vs. College of Idaho.....	L 66 – 75
Dec. 17... vs. Boise State.....	L 68 – 81
Dec. 18... vs. Eastern Washington.....	L 87 – 94
Dec. 22... vs. UC Riverside.....	L 67 – 80
Dec. 27... vs. Cal State L.A.....	W 77 – 59
Jan. 7... vs. Loyola – Marymount.....	W 87 – 82
Jan. 8... vs. Cal Tech.....	W 85 – 25
Jan. 11... vs. Biola.....	L 60 – 69
Jan. 14... vs. Azusa Pacific.....	W 64 – 55
Jan. 18... vs. Southern Cal College.....	L 80 – 96
Jan. 21... vs. Fresno Pacific.....	W 59 – 58 (2OT)
Jan. 25... vs. Cal Baptist.....	W 63 – 53
Feb. 1... vs. Cal Lutheran.....	W 79 – 65
Feb. 4... vs. Point Loma.....	L 54 – 65
Feb. 8... vs. Azusa Pacific.....	L 59 – 71
Feb. 11... vs. L.A. Baptist.....	W 110 – 56
Feb. 15... vs. Southern Cal College.....	L 66 – 70
Feb. 18... vs. Cal Baptist.....	W 67 – 50
Feb. 22... vs. Westmont.....	L 65 – 69
Feb. 25... vs. Azusa Pacific.....	L 54 – 57

### • 1981-1982 •

**Coach:** John Block  
**Overall Record:** 10-16

Nov. 30... vs. San Diego State.....	L 70 – 105
Dec. 4... vs. Cal Lutheran.....	L 73 – 75
Dec. 5... vs. Cal State Stanislaus.....	W 75 – 73
Dec. 8... vs. Fort Lewis.....	W 76 – 75
Dec. 12... vs. Colorado College.....	W 64 – 58
Dec. 16... vs. Western State.....	L 78 – 80
Dec. 18... vs. Mesa.....	L 83 – 88
Dec. 28... vs. Minnesota - Diluth.....	L 83 – 88 (OT)
Dec. 29... vs. Western Washington.....	L 76 – 78
Jan. 5... vs. Redlands.....	W 84 – 56
Jan. 8... vs. Nebraska Wesleyan.....	W 89 – 83 (2OT)
Jan. 12... vs. UC Riverside.....	L 65 – 79
Jan. 16... vs. Biola.....	L 60 – 97
Jan. 19... vs. Point Loma.....	L 77 – 86 (OT)
Jan. 23... vs. Fresno Pacific.....	W 69 – 65 (OT)
Jan. 26... vs. Azusa Pacific.....	L 74 – 84
Jan. 28... vs. Southern Cal College.....	W 105 – 97 (OT)
Jan. 30... vs. Cal Lutheran.....	W 76 – 71 (OT)
Feb. 2... vs. Cal Baptist.....	W 86 – 84
Feb. 6... vs. Westmont.....	L 53 – 85
Feb. 9... vs. L.A. Baptist.....	L 88 – 94
Feb. 12... vs. Point Loma.....	L 44 – 53
Feb. 16... vs. Azusa Pacific.....	L 66 – 72
Feb. 19... vs. Southern Cal College.....	L 71 – 99
Feb. 22... vs. Cal Baptist.....	W 97 – 76
Feb. 25... vs. Biola.....	L 43 – 51

### • 1980-1981 •

**Coach:** John Block  
**Overall Record:** 9-17

Nov. 28... Pomona – Pitzer.....	W 89 – 84
Nov. 29... Redlands.....	W 85 – 81
Dec. 5... at Cal Poly.....	L 39 – 77
Dec. 6... at Cal State Stanislaus.....	L 87 – 89
Dec. 8... UC Berkeley.....	L 56 – 81
Dec. 16... Occidental.....	W 71 – 66
Dec. 19... at Pomona – Pitzer.....	L 66 – 68
Dec. 20... at L.A. Baptist.....	W 64 – 52
Dec. 23... La Verne.....	L 72 – 75
Dec. 29... at Southern Utah State.....	L 68 – 96
Dec. 30... at Cal Lutheran.....	L 69 – 93
Jan. 3... at Fresno State.....	L 42 – 89
Jan. 7... at Redlands.....	L 65 – 82
Jan. 17... Biola.....	L 69 – 87
Jan. 20... at Point Loma.....	L 82 – 97
Jan. 24... at Fresno Pacific.....	W 79 – 78
Jan. 27... Azusa Pacific.....	L 76 – 83
Jan. 29... at Southern Cal College.....	L 75 – 82
Jan. 31... Cal Lutheran.....	W 83 – 78
Feb. 3... Cal Baptist.....	L 61 – 70
Feb. 7... at Westmont.....	L 62 – 68
Feb. 10... L.A. Baptist.....	W 76 – 68
Feb. 13... Point Loma.....	L 70 – 80
Feb. 17... at Azusa Pacific.....	W 63 – 57
Feb. 20... Southern Cal College.....	W 79 – 67
Feb. 23... at Cal Baptist.....	L 61 – 70

### • 1979-80 •

**Coach:** Ron Carter  
**Overall Record:** 17-12

Nov. 23... University of Redlands.....	L 60 – 61
Nov. 30... Pomona – Pitzer.....	W 73 – 61
Dec. 1... Sonoma State.....	W 77 – 76
Dec. 10... Principia.....	W 84 – 76
Dec. 12... UC Riverside.....	L 73 – 98







# YEAR-BY-YEAR RESULTS

## 2006-07 UC SAN DIEGO MEN'S BASKETBALL

Dec. 15...at UC Berkeley.....	L 64 – 109
Dec. 17...at UC Davis.....	L 77 – 90
Dec. 19...at West Coast.....	W 146 – 53
Dec. 20...L.A. Baptist.....	W 85 – 84
Dec. 28...Chaminade.....	L 73 – 78
Dec. 29...Western Illinois.....	L 74 – 91
Jan. 2...at L.A. Baptist.....	W 111 – 93
Jan. 4...at La Verne.....	W 104 – 89
Jan. 5...at Cal State Northridge.....	L 76 – 87
Jan. 9...Mt. Scenario.....	W 91 – 80
Jan. 11...at Cal Tech.....	W 89 – 53
Jan. 12...Northwestern.....	W 82 – 65
Jan. 15...at Redlands.....	L 72 – 82
Jan. 18...at Azusa Pacific.....	L 87 – 117
Jan. 24...at Point Loma.....	L 77 – 91
Jan. 26...Whittier.....	W 103 – 91
Jan. 29...Southern Cal College.....	W 111 – 101
Feb. 2...Pomona – Pitzer.....	W 84 – 72
Feb. 5...Cal Baptist.....	W 46 – 43
Feb. 8...Azusa Pacific.....	W 74 – 66
Feb. 9...at Westmont.....	L 63 – 77
Feb. 14...Point Loma.....	W 96 – 94
Feb. 16...at Cal Baptist.....	W 73 – 59
Feb. 19...at Southern Cal College.....	L 82 – 99

### • 1978-1979 •

**Coach:** Barry Cunningham

**Overall Record:** 9-21

Nov. 24...vs. Chapman.....	L 69 – 74
Nov. 25...vs. Pomona.....	W 76 – 60
Nov. 28...vs. Cal Tech.....	W 99 – 42
Dec. 1...vs. Cal Poly.....	L 55 – 76
Dec. 2...vs. Stanislaus State.....	L 66 – 72
Dec. 9...vs. Principia.....	W 74 – 69
Dec. 14...vs. Puget Sound.....	L 37 – 72
Dec. 16...vs. Seattle Pacific.....	L 57 – 87
Dec. 20...vs. Stanislaus State.....	L 66 – 72
Dec. 21...vs. Spring Harbor.....	W 87 – 75
Dec. 27...vs. Southern Methodist.....	L 61 – 89
Dec. 29...vs. Texas Christian.....	L 34 – 63
Jan. 2...vs. La Verne.....	W 87 – 75
Jan. 5...vs. Westmont.....	L 58 – 69
Jan. 6...vs. Redlands.....	W 75 – 67
Jan. 16...vs. Whittier.....	L 78 – 104
Jan. 20...vs. Cal Baptist.....	W 83 – 81
Jan. 23...vs. US International.....	L 52 – 63
Jan. 26...vs. Point Loma.....	L 55 – 64
Jan. 27...vs. UC Davis.....	L 61 – 70
Jan. 30...vs. Southern Cal College.....	L 78 – 92
Feb. 3...vs. Azusa Pacific.....	L 74 – 75
Feb. 6...vs. University of San Diego.....	L 74 – 90
Feb. 10...vs. Cal Baptist.....	L 70 – 75
Feb. 13...vs. US International.....	W 84 – 79
Feb. 16...vs. Point Loma.....	L 69 – 74
Feb. 17...vs. University of Hawaii - Hilo.....	L 77 – 84
Feb. 20...vs. Southern Cal College.....	L 60 – 61
Feb. 23...vs. Azusa Pacific.....	L 70 – 105
Feb. 24...vs. Sonoma State.....	W 79 – 77

### • 1977-1978 •

**Coach:** Barry Cunningham

**Overall Record:** 8-19

Nov. 26...at LIFE Bible.....	W 92 – 54
Nov. 29...Cal State Northridge.....	L 64 – 77
Dec. 3...UC Irvine.....	W 71 – 64
Dec. 12...at UC Davis.....	L 66 – 70
Dec. 14...at Humboldt.....	L 54 – 87
Dec. 17...Westmont.....	L 62 – 76

Dec. 19...Fresno Pacific.....	L 59 – 84
Dec. 30...at Cal State Dominguez Hills.....	W 70 – 68
Jan. 3...at Texas Christian.....	L 48 – 66
Jan. 4...at Univ. of Texas – Arlington.....	L 75 – 91
Jan. 6...at Southern Miss.....	L 61 – 94
Jan. 11...at Cal Tech.....	W 90 – 53
Jan. 17...at UC Riverside.....	L 54 – 71
Jan. 20...Cal Baptist.....	W 80 – 73
Jan. 21...Cal State Dominguez Hills... L 65 – 66 (OT)	
Jan. 24...at US International.....	W 61 – 52
Jan. 27...at Point Loma.....	L 68 – 73
Jan. 28...LIFE Bible.....	Forfeited by LIFE Bible
Jan. 31...Southern Cal College.....	L 69 – 90
Feb. 3...at Azusa Pacific.....	L 80 – 94
Feb. 7...at Chapman.....	L 79 – 107
Feb. 11...at Cal Baptist.....	W 92 – 82
Feb. 14...US International.....	L 73 – 75
Feb. 17...Point Loma.....	L 59 – 70
Feb. 18...at University of San Diego.....	L 73 – 93
Feb. 21...at Southern Cal College.....	L 60 – 89
Feb. 25...Azusa Pacific.....	L 71 – 91

### • 1976-1977 •

**Coach:** Dick Satterlee

**Overall Record:** 3-23

Nov. 26...vs. Cal Lutheran.....	L 70 – 74
Nov. 27...vs. US International.....	W 72 – 71
Dec. 3...vs. UC Irvine.....	L 84 – 108
Dec. 11...vs. Ambassador.....	W 56 – 54
Dec. 14...vs. University of Denver.....	L 69 – 91
Dec. 16...vs. University of Wyoming.....	L 58 – 86
Dec. 17...vs. Colorado State.....	L 58 – 101
Dec. 20...vs. University of San Diego.....	L 66 – 86
Dec. 21...vs. Claremont – Mudd.....	L 70 – 77
Dec. 30...vs. Occidental.....	L 76 – 92
Jan. 6...vs. Grand Canyon.....	L 57 – 78
Jan. 7...vs. Liberty Baptist.....	L 90 – 92
Jan. 8...vs. Lee.....	L 61 – 81
Jan. 11...vs. Cal Poly.....	L 62 – 92
Jan. 15...vs. Cal Baptist.....	L 87 – 109
Jan. 18...vs. Azusa Pacific.....	L 65 – 73
Jan. 22...vs. Point Loma.....	L 71 – 95
Jan. 25...vs. Ambassador.....	L 84 – 108
Jan. 28...vs. Southern Cal College.....	Score Missing
Jan. 29...vs. Hayward State.....	L 88 – 110
Jan. 31...vs. Saint Mary's.....	L 75 – 107
Feb. 3...vs. US International.....	L 56 – 75
Feb. 5...vs. Chapman.....	L 79 – 107
Feb. 8...vs. Cal Baptist.....	L 56 – 69
Feb. 12...vs. Azusa Pacific.....	L 65 – 85
Feb. 15...vs. Point Loma.....	L 58 – 84
Feb. 19...vs. Southern Cal College.....	Score Missing
Feb. 22...vs. US International.....	W 64 – 61

### • 1975-1976 •

**Coach:** Barry Cunningham

**Overall Record:** 11-15

Nov. 28...vs. Pomona – Pitzer.....	W 91 – 68
Nov. 29...vs. US International.....	L 58 – 66
Dec. 6...vs. LIFE Bible.....	W 117 – 27
Dec. 9...vs. Cal State Dominguez Hills.....	L 69 – 73
Dec. 13...vs. University of New Orleans.....	L 58 – 105
Dec. 15...vs. Southern Miss.....	L 72 – 94
Dec. 19...vs. Occidental.....	L 62 – 103
Dec. 20...vs. Cal Poly.....	L 68 – 94
Dec. 30...vs. Central.....	W 90 – 73
Jan. 2...vs. Westmont.....	L 69 – 88
Jan. 3...vs. Ambassador.....	L 65 – 67

Jan. 6...vs. Cal State Dominguez Hills.....	W 65 – 60
Jan. 9...vs. LIFE Bible.....	W 83 – 41
Jan. 10...vs. L.A. Baptist.....	W 100 – 96
Jan. 13...vs. Ambassador.....	W 82 – 72
Jan. 17...vs. Cal Baptist.....	L 61 – 87
Jan. 20...vs. Azusa Pacific.....	L 69 – 78
Jan. 23...vs. Point Loma.....	W 91 – 83
Jan. 31...vs. Pacific Christian.....	W 118 – 77
Feb. 3...vs. University of San Diego.....	L 70 – 87
Feb. 7...vs. US International.....	W 67 – 66
Feb. 10...vs. Cal Baptist.....	L 66 – 102
Feb. 14...vs. Azusa Pacific.....	L 57 – 63
Feb. 17...vs. Point Loma.....	L 73 – 101
Feb. 21...vs. Pacific Christian.....	W 87 – 82
Feb. 24...vs. US International.....	L 67 – 75

### • 1974-1975 •

**Coach:** Barry Cunningham

**Overall Record:** 12-14

NDA...vs. Chico State.....	W 76 – 62
NDA...vs. US International.....	L 59 – 75
NDA...vs. LIFE Bible.....	W 106 – 48
NDA...vs. University of San Diego.....	L 66 – 70
NDA...vs. Cal Poly Pomona.....	W 77 – 70
NDA...vs. Cal State Dominguez Hills.....	L 82 – 86
NDA...vs. Cal Poly.....	L 42 – 70
NDA...vs. UC Davis.....	L 69 – 80
NDA...vs. Sacramento State.....	L 64 – 82
NDA...vs. Pacific Christian.....	W 106 – 81
NDA...vs. Chapman.....	W 101 – 90
NDA...vs. Azusa Pacific.....	W 101 – 74
NDA...vs. US International.....	L 69 – 83
NDA...vs. Point Loma.....	W 60 – 58
NDA...vs. UC Irvine.....	L 67 – 76
NDA...vs. UC Davis.....	L 67 – 93
NDA...vs. Cal Baptist.....	W 68 – 82 (Forfeit)
NDA...vs. Occidental.....	L 64 – 77
NDA...vs. Cal Baptist.....	L 80 – 89
NDA...vs. Pacific Christian.....	W 105 – 87
NDA...vs. Cal State Dominguez Hills.....	W 100 – 78
NDA...vs. Azusa Pacific.....	L 66 – 71
NDA...vs. Point Loma.....	W 83 – 76
NDA...vs. Lewis & Clark.....	W 86 – 64
NDA...vs. L.A. Baptist.....	W 115 – 85
NDA...vs. US International.....	L 60 – 67

### • 1973-1974 •

**Coach:** Bill Reeves

**Overall Record:** 14-12

No Records Available .....(Record Was 14 – 12)

### • 1972-1973 •

**Coach:** Bill Reeves

**Overall Record:** 13-13

NDA...vs. La Verne.....	L 60 – 75
NDA...vs. Pomona – Pitzer.....	L 51 – 61
Dec. 12...vs. Southern Cal College.....	L 67 – 77
Dec. 14...vs. Cal Baptist.....	W 83 – 78
Dec. 16...vs. LIFE Bible.....	W 68 – 47
Dec. 19...vs. L.A. Baptist.....	W 68 – 49
Dec. 28...vs. Claremont – Mudd.....	W 73 – 62
Dec. 29...vs. Redlands.....	W 63 – 58
Jan. 6...vs. Pacific Christian.....	W 77 – 63
Jan. 9...vs. Cal Baptist.....	W 72 – 68
Jan. 12...vs. Pacific Christian.....	W 64 – 52
Jan. 13...vs. University of San Diego.....	L 61 – 77
Jan. 18...vs. UC Santa Cruz.....	W 85 – 67
Jan. 18...vs. UC Irvine.....	L 63 – 69



# YEAR-BY-YEAR RESULTS



## 2006-07 UC SAN DIEGO MEN'S BASKETBALL

Jan. 19... vs. UC Davis.....	L 69 – 74
Jan. 26... vs. Westmont.....	L 63 – 69
Jan. 30... vs. Southern Cal College.....	L 61 – 75
Feb. 2... vs. Cal State Bakersfield.....	L 57 – 98
Feb. 3... vs. Cal Lutheran.....	W 74 – 69
Feb. 9... vs. US International.....	L 55 – 78
Feb. 10... vs. Pasadena.....	L 71 – 75
Feb. 16... vs. US International.....	W 72 – 71
Feb. 17... vs. Cal Lutheran.....	W 93 – 73
Feb. 23... vs. University of Hawaii.....	L 72 – 108
Feb. 24... vs. University of Hawaii.....	L 66 – 96
Mar. 1... vs. Pasadena.....	W 97 – 83

### • 1971-1972 •

**Coach:** Barry Cunningham

**Overall Record:** 12-14

NDA..... vs. Cal State Hayward.....	L 78 – 82
NDA..... vs. US International.....	L 71 – 80
NDA..... vs. University of North Colorado.....	W 87 – 73
NDA..... vs. Cal Baptist.....	L 69 – 98
NDA..... vs. Sonoma State.....	W 81 – 65
NDA..... vs. Redlands.....	L 56 – 61
NDA..... vs. Pacific Christian.....	W 88 – 45
NDA..... vs. Cal State Dominguez Hills.....	W 69 – 62
NDA..... vs. University of Hawaii – Hilo.....	W 110 – 72
NDA..... vs. Southern Cal College.....	L 76 – 82
NDA..... vs. Cal Baptist.....	W 90 – 70
NDA..... vs. Biola.....	L 51 – 56
NDA..... vs. UC Riverside.....	L 77 – 101
NDA..... vs. UC Davis.....	L 66 – 75
NDA..... vs. Chico State.....	L 65 – 72
NDA..... vs. UC Davis.....	L 66 – 70
NDA..... vs. Sonoma State.....	W 76 – 52
NDA..... vs. Southern Cal College.....	W 92 – 65
NDA..... vs. Cal State Bakersfield.....	L 75 – 87
NDA..... vs. Westmont.....	L 75 – 90
NDA..... vs. Cal Lutheran.....	L 75 – 82
NDA..... vs. Cal Lutheran.....	W 80 – 75
NDA..... vs. US International.....	W 74 – 65
NDA..... vs. Cal State Dominguez Hills.....	W 80 – 66
NDA..... vs. US International.....	W 62 – 61
NDA..... vs. Biola.....	W 81 – 59

### • 1970-1971 •

**Coach:** Barry Cunningham

**Overall Record:** 14-12

NDA..... vs. Cal Baptist.....	L 85 – 86
NDA..... vs. Cal Poly Pomona.....	W 74 – 54
NDA..... vs. US International.....	L 73 – 79
NDA..... vs. University of Hawaii – Hilo.....	W 97 – 67
NDA..... vs. Chaminade.....	W 90 – 75
NDA..... vs. Church College of Hawaii.....	W 114 – 64
NDA..... vs. Cal State Dominguez Hills.....	W 96 – 75
NDA..... vs. Cal Baptist.....	W 88 – 85
NDA..... vs. University of Hawaii – Hilo.....	W 107 – 70
NDA..... vs. UC Irvine.....	L 77 – 80
NDA..... vs. Southern Cal College.....	L 77 – 82
NDA..... vs. Biola.....	W 80 – 74
NDA..... vs. UC Davis.....	W 72 – 60
NDA..... vs. UC Riverside.....	L 63 – 73
NDA..... vs. US International.....	L 73 – 77
NDA..... vs. Rhode Island.....	L 88 – 91
NDA..... vs. Sonoma State.....	W 73 – 56
NDA..... vs. UC Davis.....	W 81 – 80
NDA..... vs. Southern Cal College.....	L 59 – 68
NDA..... vs. Redlands.....	W 73 – 62
NDA..... vs. Westmont.....	L 58 – 77
NDA..... vs. Cal Lutheran.....	L 70 – 82

NDA..... vs. Cal State Dominguez Hills.....	W 104 – 87
NDA..... vs. US International.....	L 63 – 74
NDA..... vs. Cal Lutheran.....	W 81 – 80
NDA..... vs. Biola.....	L 73 – 84

### • 1969-1970 •

**Coach:** Barry Cunningham

**Overall Record:** 13-14

NDA..... vs. Southern Cal College.....	W 94 – 51
NDA..... vs. Cal Poly Pomona.....	W 84 – 68
NDA..... vs. San Diego State.....	L 65 – 70
NDA..... vs. University of San Diego.....	L 57 – 73
NDA..... vs. Westmont.....	L 90 – 107
NDA..... vs. Cal Poly.....	W 87 – 76
NDA..... vs. University of San Diego.....	L 73 – 84
NDA..... vs. MacMurray.....	L 83 – 89
NDA..... vs. Cal Baptist.....	W 93 – 66
NDA..... vs. Cal Western.....	W 88 – 76
NDA..... vs. Azusa Pacific.....	L 85 – 97
NDA..... vs. Fresno Pacific.....	W 84 – 70
NDA..... vs. University of San Diego.....	L 74 – 84
NDA..... vs. UC Riverside.....	W 88 – 86
NDA..... vs. UC Davis.....	L 78 – 95
NDA..... vs. Fresno Pacific.....	W 93 – 79
NDA..... vs. UC Riverside.....	L 84 – 99
NDA..... vs. Cal Western.....	L 71 – 72
NDA..... vs. La Verne.....	W 104 – 79
NDA..... vs. UC Irvine.....	L 80 – 94
NDA..... vs. L.A. Baptist.....	W 94 – 82
NDA..... vs. Cal Lutheran.....	W 55 – 45
NDA..... vs. Cal Baptist.....	W 96 – 60
NDA..... vs. La Verne.....	L 66 – 74
NDA..... vs. University of San Diego.....	L 74 – 76
NDA..... vs. Cal Lutheran.....	W 74 – 66
NDA..... vs. Azusa Pacific.....	L 83 – 90

### • 1968-1969 •

**Coach:** Neale Stoner

**Overall Record:** 19-8

NDA..... vs. University of Mexico.....	W 90 – 42
NDA..... vs. UC Irvine.....	L 79 – 92
NDA..... vs. Cal Tech.....	W 116 – 41
NDA..... vs. Northern Arizona.....	W 84 – 80
NDA..... vs. Alma.....	W 90 – 85
NDA..... vs. University of San Diego.....	L 62 – 80
NDA..... vs. Simon Fraser.....	W 94 – 84
NDA..... vs. La Verne.....	W 82 – 73
NDA..... vs. Fresno Pacific.....	W 73 – 54
NDA..... vs. Simon Fraser.....	W 82 – 73
NDA..... vs. University of San Diego.....	W 75 – 70
NDA..... vs. Cal Lutheran.....	W 95 – 68
NDA..... vs. Cal Western.....	L 63 – 67
NDA..... vs. UC Riverside.....	L 88 – 99
NDA..... vs. UC Davis.....	W 84 – 78
NDA..... vs. Chapman.....	W 80 – 72
NDA..... vs. UC Riverside.....	L 84 – 85
NDA..... vs. UC Irvine.....	L 72 – 78
NDA..... vs. Chapman.....	W 86 – 63
NDA..... vs. Southern Cal College.....	W 107 – 73
NDA..... vs. Cal Western.....	W 77 – 66
NDA..... vs. Cal Tech.....	W 122 – 48
NDA..... vs. Cal Baptist.....	W 92 – 76
NDA..... vs. Cal Lutheran.....	W 95 – 69
NDA..... vs. La Verne.....	W 83 – 75
NDA..... vs. University of San Diego.....	L 60 – 74
NDA..... vs. Azusa Pacific.....	L 85 – 88

### • 1967-1968 •

**Coach:** Neale Stoner

**Overall Record:** 7-6

NDA..... vs. Biola.....	W 102 – 78
NDA..... vs. La Verne.....	L 82 – 86
NDA..... vs. L.A. Baptist.....	W 82 – 69
NDA..... vs. University of Sonora.....	W 97 – 57
NDA..... vs. Pomona – Pitzer.....	W 77 – 57
NDA..... vs. Southern Cal College.....	W 74 – 71
NDA..... vs. Cal Western.....	L 76 – 91
NDA..... vs. Cal Western.....	L 62 – 90
NDA..... vs. Occidental.....	L 76 – 87
NDA..... vs. UC Riverside.....	L 64 – 94
NDA..... vs. Cal Baptist.....	W 67 – 53
NDA..... vs. Cal Baptist.....	L 70 – 78
NDA..... vs. Loyola.....	W 109 – 83

### • 1966-1967 •

**Coach:** Neale Stoner

**Overall Record:** 3-4

NDA..... vs. Southern Cal College.....	W 87 – 44
NDA..... vs. Cal State Stanislaus.....	W 105 – 95
NDA..... vs. Cal Baptist.....	W 72 – 61
NDA..... vs. UC Davis.....	L 66 – 93
NDA..... vs. UC Riverside.....	L 67 – 90
NDA..... vs. Carson College (Reno).....	L 99 – 103
NDA..... vs. Cal Western.....	L 67 – 71

### • 1965-66 •

**Coach:** Jack Shawcraft

**Overall Record:** 1-1

NDA..... vs. UC Riverside.....	L 64 – 76
NDA..... vs. Southern Cal College.....	W 57 – 44

**NDA - No Date Available**





### NATIONAL CHAMPIONSHIPS

#### Women's Soccer

1989 • 1995 • 1996 • 1997  
1999 • 2000 • 2001

#### Women's Volleyball

1981 • 1984 • 1986 • 1987  
1988 • 1990 • 1997

#### Women's Water Polo

1986 • 1990 • 1991  
1992 • 1994

#### Women's Tennis

1985 • 1987 • 1989 • 1994

#### Men's Soccer

1988 • 1990 • 1993

#### Men's Volleyball

1970 • 2000

#### Men's Golf

1993

### A Proud Tradition of Academic and Athletic Excellence!

- Triton teams have captured **29 National Championships** while **35** teams have finished as **National Runners-Up**. **33** others have achieved **National Third Place** honors.
- Individually, **111** Triton student-athletes have captured **National Championships** and a remarkable **881** student-athletes have been named to **All-America** teams.
- UCSD student-athletes have excelled academically as well, earning **22** prestigious **NCAA Post-Graduate Scholarships** and **129 Academic All-America** selections. Consistently, over 55 percent of the student-athletes earn a cumulative GPA of 3.0 or higher, placing them on the Athletic Director's Honor Roll.
- UCSD was awarded the **1998 Sears Directors' Cup** for NCAA Division III, recognizing the nation's top overall athletic program. Since moving to Division II in 2000, the Tritons have finished fourth, third, 12th, second, and sixth respectively.

### Our Mission...

- Provide a broad base of men's and women's intercollegiate sports.
- Attract students of high academic capabilities and athletic talent who are representative of the diversity of the people of the state of California.
- Promote healthy physical activity, athletic competition, communications and interpersonal skills, teamwork, and overall personal growth.
- Promote the principles of ethical conduct, fair play, and respect and understanding of others.
- Promote the academic advancement and graduation of student-athletes and prepare student-athletes for lifelong learning, future careers, and engaged citizenship.
- Foster the development of student-athletes' abilities to live successfully in a diverse and global society.
- Enhance student life at UCSD and foster campus pride and community support.
- Participate competitively in an athletic conference that complements and supports the mission and goals of the UCSD Intercollegiate Program and the campus.

### Earl W. Edwards - Director of Athletics

Earl W. Edwards accepted the position of Director of Athletics at UC San Diego in March, 2000. Under his guidance, the 23-sport program has made a successful transition from the NCAA Division III to Division II. In fact, UCSD has surpassed all expectations in Division II, capturing women's soccer national championships in both 2000 and 2001, and finishing in the top-10 of the Director's Cup standings in four of its first five seasons.

Edwards' move to UC San Diego represented a homecoming, as he had previously served as Associate Athletic Director at UCSD from 1987 to 1993. He then took a position as Director of Athletics at East Stroudsburg University in East Stroudsburg, Pennsylvania. During his seven-year tenure at the NCAA Division II institution, he served on numerous NCAA committees, including a 1999 appointment to the Division II Management Council. Edwards is also currently a member of the National Association of Collegiate Directors of Athletics (NACDA) Executive Committee.

Edwards is a 1972 graduate of East Stroudsburg with a master's degree in Physical Education and Sports Administration from the University of Massachusetts. In addition to East Stroudsburg, he has athletic administration experience at UMass, UC Davis, the University of Michigan, Drexel University and UC San Diego. While previously serving at UCSD, Edwards initiated the Triton Athletic Associates, the athletic department's primary fund-raising source. Edwards now presides over a UC San Diego program which is recognized nationally for both its athletic and academic achievements.





# RIMAC ARENA



## UC SAN DIEGO INTERCOLLEGIATE ATHLETICS



The Recreation, IntraMural, Athletic Complex (RIMAC) is the cornerstone of the UCSD sports facilities. This nearly 200,000 square foot facility is located just south of the 12-acre North Campus Recreation Area Field on the northwest corner of the campus. Opened in January 1995, RIMAC is a multi-purpose facility with the most advanced forms of quality control, state-of-the-art equipment and a strong staff commitment to customer service. Every room in RIMAC is climate controlled and many of the spaces feature an abundance of natural lighting. RIMAC houses the offices of the Intercollegiate Athletics, Recreation and Sports Facilities departments. RIMAC also features a variety of recreational, educational, and meeting spaces which can accommodate a variety of activities.

The RIMAC Arena is a multi-use facility capable of accommodating a wide variety of activities ranging from large spectator events including ceremonies and concerts to athletic competitions and tournaments. The 44,000 square foot floor is also capable of accommodating large floor exhibits. The Arena Floor is spring loaded employing the use of Robbins Bio-Cushion I and is curtain divisible for multi-sport use in basketball (total of five courts), volleyball, and badminton. The arena is furnished with 10 retractable glass basketball backboards, and floor plates and sleeves for volleyball and badminton. Employing the use of telescopic bleachers and floor seats, the RIMAC Arena may accommodate up to 5,000 people.

RIMAC is home to the UCSD men and women's basketball teams along with the men and women's volleyball squads. Over 50 home athletic events are contested in RIMAC every year, and with enthusiastic support from both the campus and surrounding communities, the Tritons truly enjoy a home court advantage. Both of the basketball and volleyball teams utilize the main court for both practice and games, while the auxiliary courts, which are located on the third floor, are used only for practices.





# COMMUNITY OUTREACH



## UC SAN DIEGO INTERCOLLEGIATE ATHLETICS

The University of California, San Diego Department of Athletics is committed to actively participating in the community through a variety of outreach events and services. Student-athletes from 23 sports participate in a wide range of service and outreach programs in and around the San Diego area.

In 2003-04 the Tritons began the "Team Up!" program. This program assists local elementary schools that do not have a physical education component in their current curriculum. UCSD student-athletes provide healthy physical activity and create an environment for elementary school students that foster positive thinking and team building. The program was run at the Del Mar Heights Elementary School in the morning hours prior to school starting and during the students' lunch periods during the past two years.

Triton student-athletes make the holidays brighter for 12 families in the San Diego area on an annual basis, providing a plethora of gifts and holiday cheer. Triton teams paired up and each tandem purchased presents, food, and goodies to deliver to their adopted family before the holidays. Families were selected by the Neighborhood House Association which runs the Head Start programs throughout San Diego County. Student-athletes contacted the families to find out what special



presents the children wanted, as well as what sort of clothing or other needs could be met. Teams delivered the presents in person and spent time with the families, often playing games with the children. Families each received approximately \$300-\$500 worth of gifts, depending on the number of children. Presents ranged from a bike for one child to clothing and food for the parents.



In conjunction with the California Collegiate Athletic Association as the Student-Athlete Advisory Committee, Triton student-athletes have gone to work to raise money for the Make-A-Wish Foundation in each of the last two years. The student-athletes held a bake sale during the Annual Sun God Festival on the UCSD campus. Each team brought baked goods for a sale in the evening prior to the festival's main event. The goal at each CCAA member institution was to raise \$1 per student-athlete. Triton student-athletes far exceeded this goal, raising over \$1,000 for the Make-A-Wish Foundation in 2005.

Additionally, the Intercollegiate Athletics Department holds an annual Blood Drive to benefit the American Red Cross. All coaches, staff and out of season student-athletes participated in the blood drive, while those student-athletes who were in season recruited other students on campus to donate blood on their behalf.



### UCSD ATHLETICS COMMUNITY OUTREACH

- Volunteer Connection
- Adopt-A-Family Thanksgiving Program
- Hands Across America
- St. Vincent De Paul Soup Kitchen
- Row for the Cure
- Preuss School Clinics
- Starlings Volleyball Club
- Habitat for Humanity
- San Diego Special Olympics
- California Half Ironman Volunteers
- Mission Bay - Beach Clean Up
- Race for the Cure
- Boy's and Girl's Club Sports Clinics



Two integral parts of the UC San Diego athletic department are the Athletic Performance Program and the Sports Medicine Program, both of which provide a tremendous advantage to all 23 of the UCSD intercollegiate sports.

The Athletic Performance Program is geared toward teaching each student-athlete how to achieve the highest level of athletic development through enhancement of all components of strength and conditioning. Athlete workouts are monitored and planned out by Rob Mamula, UCSD's Director of Athletic Performance who brings a wealth of knowledge and experience to Triton athletics. Mamula represents the only full-time strength and conditioning coach in the entire CCAA. The Tritons work out in the RIMAC weight room that is over 12,000 square feet in size with state of the art equipment. The UCSD Athlete Performance Program is truly designed with the student-athlete's enhancement in mind. Very few programs at the Division II level have such expertise and first class facilities at the disposal of the student-athlete helping to further distinguish the Triton Athletic Department as one of the premier intercollegiate programs in the country.




The UC San Diego Sports Medicine Center is the hub for the prevention, treatment and rehabilitation of athletic-related injuries suffered by Triton student-athletes. Under the supervision of head athletic trainer Kevin Messey MS, ATC, CSCS and his staff, UCSD athletes receive the highest quality medical care and access to an extensive network of physicians and other medical specialists.



Kevin Messey

The rest of the training room staff is comprised of two full-time ATCs and an average of 10 athletic training students (ATS). The UCSD athletic training room is a clinical site for San Diego State University's accredited athletic training education program where some of the athletic training students fulfill their clinical experience. Additionally the UCSD Sports Medicine Center offers a wide variety of options for examination and rehabilitation.



Rob Mamula

From acupuncture to a group of six highly specialized sports medicine, family practitioners and orthopedic surgeons, the UCSD training room has a multitude of options at your disposal to get you healthy and back on the field of competition in no time.



# UCSD - YOUNGEST OF THE BEST



## UC SAN DIEGO INTERCOLLEGIATE ATHLETICS

### UCSD: THE INSTITUTION

**Innovation is our tradition:** Nestled along the Pacific Ocean on 1,200 acres of coastal woodland, UCSD is a powerful magnet for those seeking a fresh, next-generation approach to education and research. Since its founding four decades ago, UCSD is one of the ten campuses in the world-renowned University of California system and has rapidly achieved the status as one of the top institutions in the nation for higher education and research. UCSD's interdisciplinary ethos and tradition of innovation and risk-taking, underlie its research strength and ability to recruit top scholars and students.

**Students:** The average high school GPA of admitted freshmen was 4.05, and average SATI score was 1300. UCSD ranks 2nd nationally among major research universities sending students abroad in full-year programs, and 4th in the nation in graduation rates, at 79%.

**Specialized Resources:** UCSD's graduate and professional schools include Scripps Institution of Oceanography; School of Medicine; School of International Relations and Pacific Studies; School of Pharmacy and Pharmaceutical Sciences; Jacobs School of Engineering (graduate and undergraduate), and Rady School of Management. The campus also is home to the San Diego Supercomputer Center; California Institute for Information Technology and Telecommunications; Center for Research in Computing and the Arts; Institute on Global Conflict and Cooperation, and Institute of the Americas.

### UCSD: ACADEMIC RANKINGS

The National Research Council ranks UCSD 10th in the nation in the quality of its faculty and graduate programs. (The top ten, in rank order, are: UC Berkeley, MIT, Harvard, Princeton, Stanford, CalTech, Yale, Chicago, Cornell and UCSD.) The NRC ranks oceanography and neurosciences 1st in the nation.

UCSD ranks 6th in the nation in National Academy of Sciences membership while also being ranked as the 7th best public university in the nation by the U.S. News and World Report.

A.U.S. News and World Report survey of graduate programs ranks the Jacobs School of Engineering 13th in the nation and 7th among public engineering schools, and the School of Medicine as 17th among medical schools with a research focus, and 6th among public schools. In Master of Fine Arts programs, UCSD's multimedia/visual communications program ranked 6th in the nation. The most recent US News rankings also place these programs in the nation's top 10: Theatre and Dance (3rd); Bioengineering (3rd); Political Science (7th); Cellular and Developmental Biology (8th); Biochemistry (9th); Molecular Biology (10th), and Neurosciences (10th).

### UCSD: CURRENT FACULTY HONORS

**Nobel Prize:** George E. Palade, 1974, physiology/medicine; Renato Dulbecco, 1975, physiology/medicine; Harry Markowitz, 1990, economics; Paul Crutzen, 1995, chemistry; Mario J. Molina, 1995, chemistry; Sydney Brenner, 2002, medicine; Clive W.J. Granger and Robert F. Engle, 2003, economics.

**Fields Medal:** Professor of mathematics Efim Zelmanov.

**Balzan Prize:** Freeman Gilbert, SIO professor (1990), and Wolfgang Berger, SIO professor (1993).

**National Medal of Science:** Astrophysicist Margaret Burbidge and oceanographer Walter Munk (1985); physician/scientist George Palade (1986); nuclear physicist Marshall N. Rosenbluth (1998); bioengineer Yuan-Chen Fung (2000), and oceanographer Charles D. Keeling (2002).


**National Humanities Medal:** Latin American history scholar Ramon Eduardo Ruiz (1998)

**Pulitzer Prize:** Roger Reynolds (1989) Music.


**Kyoto Prize:** Oceanographer Walter Munk (1999)

**Enrico Fermi Award:** Physicist Herbert F. York (2000).

**MacArthur Foundation Awards:** Guillermo Algaze, anthropology; Patricia Churchland, philosophy; Ramon Gutierrez, history and ethnic studies; Edwin Hutchins, cognitive science; Russell Lande, biology; George Lewis, music; and Michael Schudson, communications.



*The Birch Aquarium at the Scripps Oceanography Institution.*



*Geisel Library in the heart of the UCSD Campus*



*The Pier at the Scripps Oceanography Institution.*



# SAN DIEGO - AMERICA'S FINEST CITY



## UC SAN DIEGO INTERCOLLEGIATE ATHLETICS

The UCSD campus is located in La Jolla, Calif., just minutes north of America's sixth largest city, San Diego.

Spanish for 'the jewel', La Jolla is one of San Diego's first neighborhoods to be settled. The city of La Jolla has spectacular beaches and park areas that are popular for great diving, swimming, surfing, hiking, romantic sunset strolls, and family fun. La Jolla's village area boasts a beautiful Mediterranean charm and a cool Southern Californian vibe, and rolls out the red carpet when it comes to its fine dining, theatre, cultural activities, boutique shopping, art galleries and fine lodging establishments. It is no wonder why La Jolla's Prospect Street was dubbed 'San Diego's Rodeo Drive'.

Named "America's Finest City" due to its hospitality, beauty and ideal climate, San Diego is located at the southern tip of California, just north of Mexico. The residents of San Diego county are so physically active that *Sports Illustrated* magazine once called it "Sportstown, U.S.A." San Diego's 70 miles of beaches are a haven for swimmers, surfers, divers, boaters and sunbathers.

The city of San Diego is a major commercial business center with more than 2.6 million residents and a varied economy based in agriculture, manufacturing, aerospace, technology, electronics, aircraft, ship-building, scientific research and tourism. The city is one of the largest biotech centers in the U.S.



Winter Skyline

San Diego CVR



Sports Show Seinfeld

Autumn Edition San Diego CVR



Mission Bay

San Diego CVR



California Tower in Spring

Autumn Edition San Diego CVR



San Diego Convention Center

Autumn Edition San Diego CVR



California Tower in Spring

San Diego CVR



Little Italy Festival

Autumn Edition San Diego CVR



Hiking in Torrey Pines State Park

Autumn Edition San Diego CVR



La Jolla Cove

San Diego CVR



